



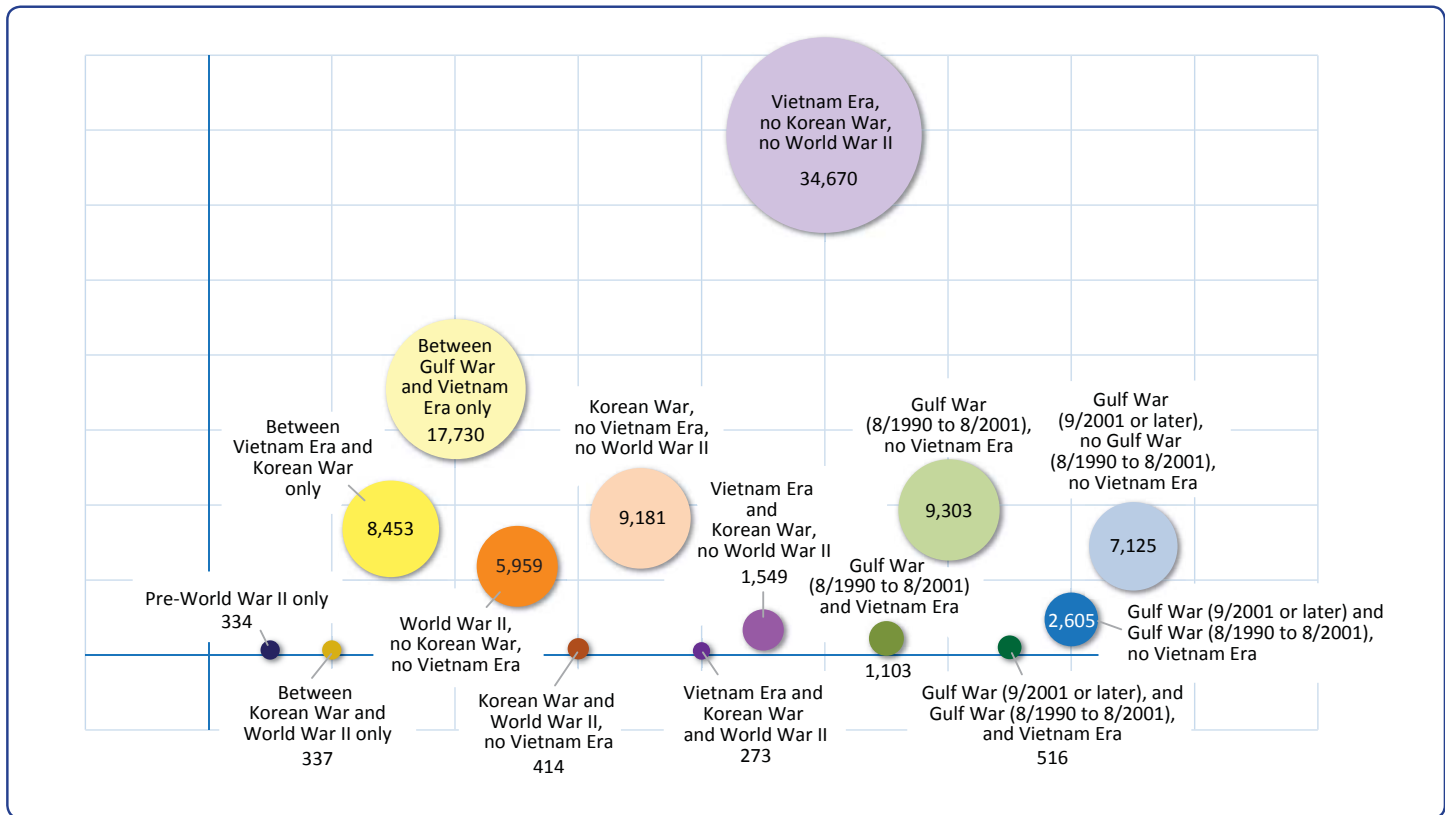
Veterans in New Hampshire 2015

Veterans are described by the American Community Survey (ACS) from the U.S. Census Bureau as men and women who have served on active duty in the U.S. Armed Forces and who were civilians at the time of the survey. Members of the Reserve and National Guard are counted as veterans if they had ever been called to active duty.

Periods of Service

- There were 99,550 New Hampshire Veterans in 2014.
- Around 38,000 New Hampshire veterans served during the Vietnam Era. This represented about 38 percent of all New Hampshire Veterans.
- Almost 27,000 veterans, about 27 percent of the state’s veterans, served during peace time.
- Over 20 percent of New Hampshire veterans served during one or both Gulf War periods, accounting for the second largest share of veterans who served during this war time. Many who served in one or both of the Gulf War periods are still in active service, so are not yet veterans.

Periods of Service of New Hampshire Veterans, 2014

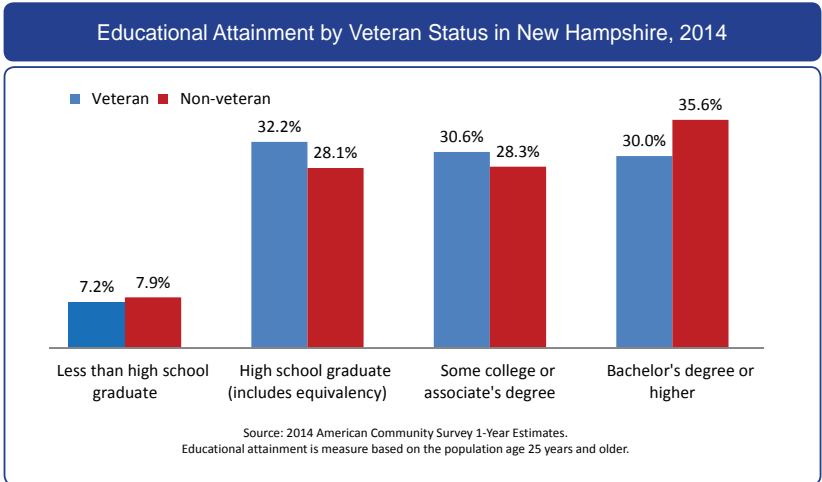


Data Source: U.S. Census Bureau, 2014 American Community Survey 1-Year Estimates, Tables S2101, B21002, B21005, B21007, B21100, C21007; American Fact Finder <http://factfinder2.census.gov/faces/nav/jsf/pages/index.xhtml>



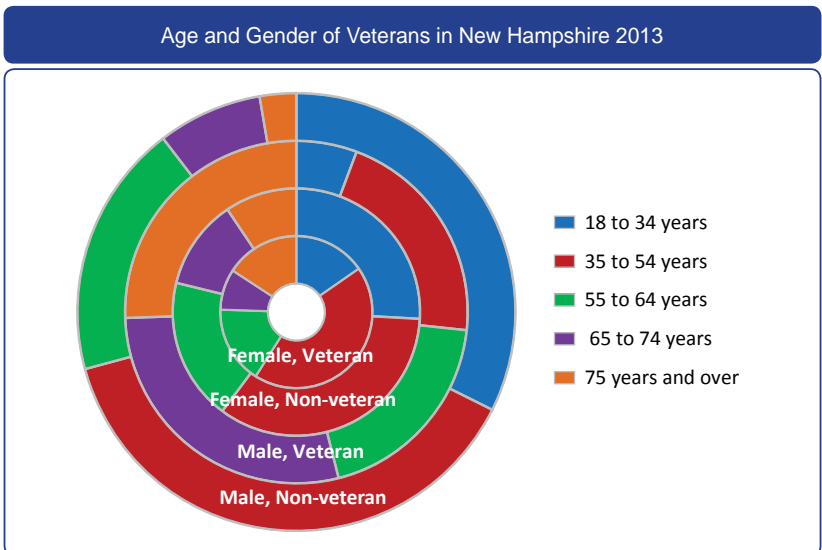
Educational Attainment

- Slightly over 60 percent of New Hampshire veterans have attained at least some level of college education, and about 30 percent hold a Bachelor's degree or higher.
- A larger share of veterans, 32.2 percent, attained a high school diploma or equivalent, compared to 28.1 percent of non-veterans.
- A smaller share of veterans held a Bachelor's degree, 30.0 percent compared to 35.6 percent of non-veterans.
- The shares of New Hampshire's veterans and non-veterans with less than a high school diploma were about the same.



Age and Gender

- The shares of both male and female veterans age 18 to 34 years were smaller than their non-veteran counterparts. This is because individuals must be at least 18 years of age to be eligible to enlist in military service.
- Male veterans had significantly larger shares of the older age groups than male non-veterans, largely because younger military members are more likely to still be in active service and are not yet considered veterans.



Labor Force Participation of New Hampshire Veterans

- The largest share of employed veterans was in the age group 35 to 54 years.
- Between 5.0 and 5.4 percent of veterans in each age group was unemployed.
- Over 80 percent of New Hampshire veterans age 18 to 34 years and ages 35 to 54 years were employed, compared to less than 60 percent of veterans age 55 to 64 years.

