

New Hampshire Economic Conditions

September 2013

Labor Day - A Tribute to the American Worker

Who does New Hampshire celebrate?

In July 2013, there were **755,670** New Hampshire residents age 16 years and older in the labor force.

(Local Area Unemployment Statistics (LAUS), July 2013 — not seasonally adjusted)

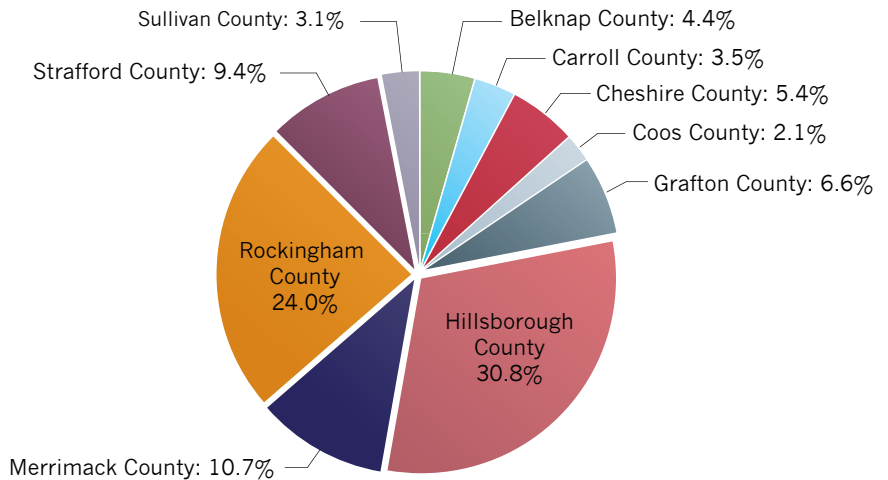
Hillsborough and Rockingham Counties had the largest number of residents in the labor force, with **229,500** and **179,600**, respectively.

Coös County had the smallest number of residents in the labor force, with **16,410**.

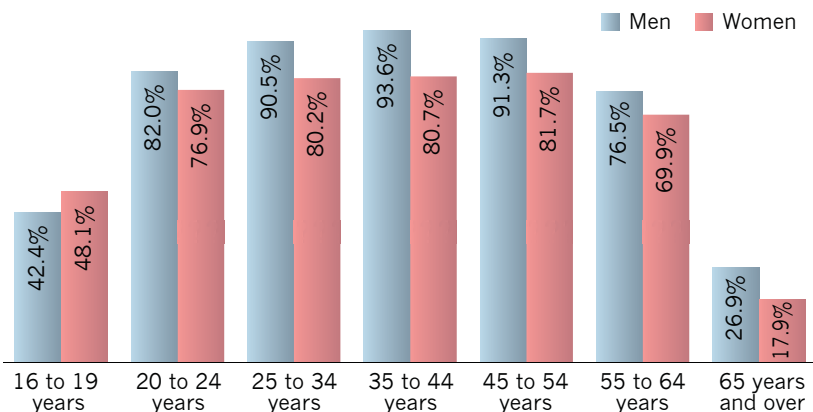
Three of New Hampshire's ten counties — Hillsborough, Rockingham, and Coös — had unemployment rates higher than the state average of **5.1 percent** (not seasonally adjusted) in July 2013.

(Local Area Unemployment Statistics (LAUS), July 2013 — not seasonally adjusted)

County Share of Labor Force 2012



New Hampshire Labor Force Participation Rates, 2012



Source: Geographic Profile of Employment and Unemployment

In 2012, three age cohorts (both sexes, combined), 25 to 34 years, 35 to 44 years, and 45 to 54 years, had a labor force participation rate over **85 percent**.

Labor force participation rates were higher for men than for women in all but the youngest age cohort.

(Geographic Profile of Employment and Unemployment)

About the workers

About **65,300** employed New Hampshire residents were members of a union in 2012.

Those members represented **10.5 percent** of employed residents. Over 48 percent of union members were public workers.

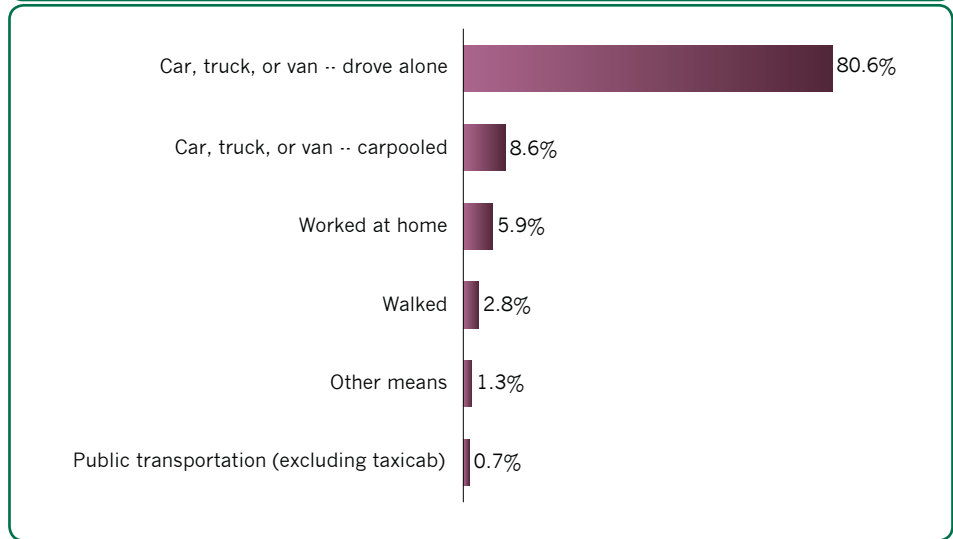
(Current Population Survey)

Almost **78 percent** of New Hampshire's employed residents usually worked full-time in 2012. (35 or more hours per week)

(Current Population Survey)

Almost **87 percent** of employed residents, age 18 and older, were covered by medical insurance during all or part of 2011.

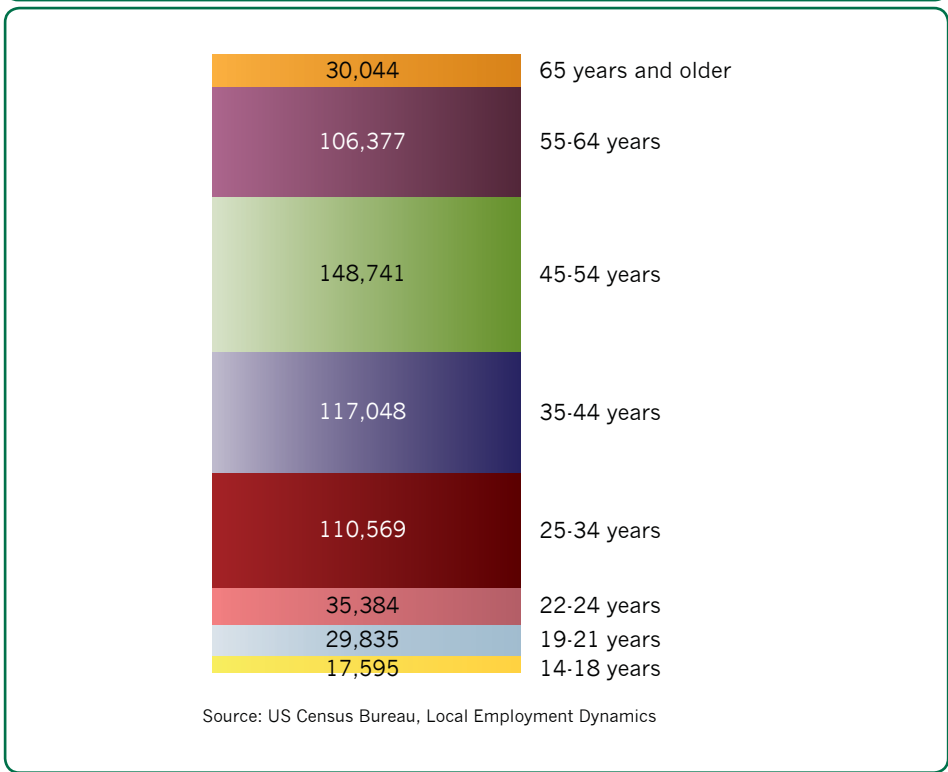
Commute to Work



Eight of every ten (**80.6 percent**) working residents drove alone to work, while just under one in ten (8.6 percent) carpooled.

(2011 American Community Survey 1-Year Estimates)

Age cohorts for New Hampshire Jobholders 2012

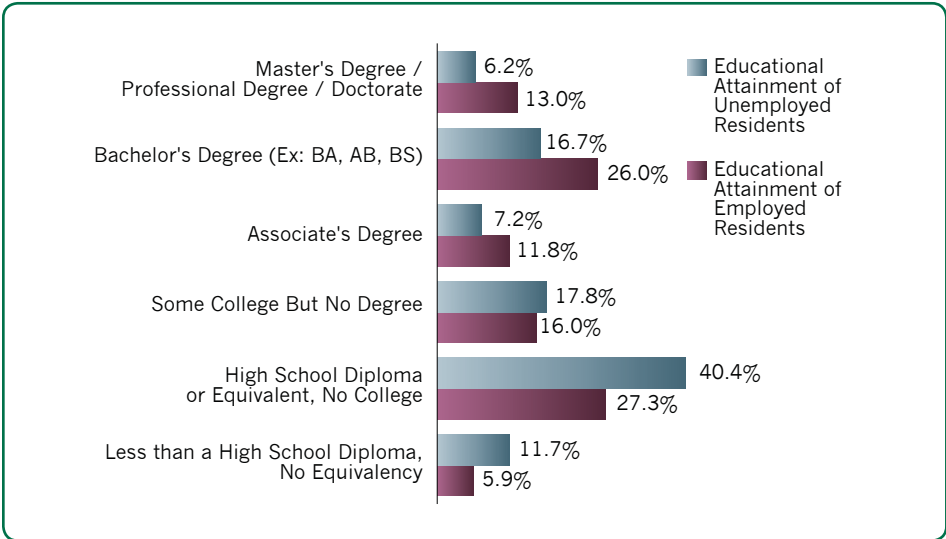


Among all people who held jobs in New Hampshire in 2012, **25 percent** were between 45 and 54 years old. Five percent of people who worked in New Hampshire were 65 years of age or older.

(US Census, Local Employment Dynamics)

Because these numbers reflect the New Hampshire workplace, they include residents of other states who work at jobs in New Hampshire, and exclude New Hampshire residents at work in other states. Self-employed individuals are also excluded.

Share of Educational Attainment in New Hampshire Labor Force 2012



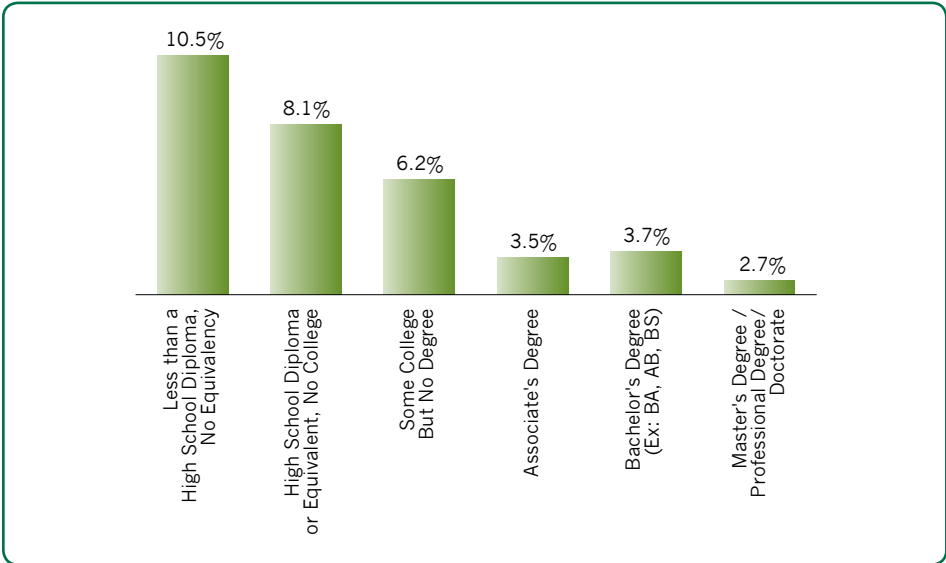
Education

More than **27 percent** of employed New Hampshire residents had a high school diploma or equivalent (no college), and over 40 percent of unemployed residents had a high school diploma or equivalent.

Among employed New Hampshire residents, **26 percent** had a bachelor's degree, while about 17 percent of unemployed New Hampshire residents had a bachelor's degree.

(US Census Bureau, unpublished Current Population Survey data)

Unemployment Rate by Educational Attainment in New Hampshire 2012



New Hampshire residents with less than a high school diploma had an unemployment rate of **10.5 percent** in 2012, the highest unemployment rate based on educational attainment. Those with a high school diploma or equivalent education had the second-highest rate, 8.1 percent.

Unemployment rates dropped significantly for those completing a two-year college degree or higher degree.

(US Census Bureau, unpublished Current Population Survey data)

Earnings

Median earnings for New Hampshire’s civilian population 16 years and over working full-time, year-round in 2011 were **\$47,685**.

Median earnings for New Hampshire male residents 16 years and over working full-time and year-round were **\$53,238** in 2011.

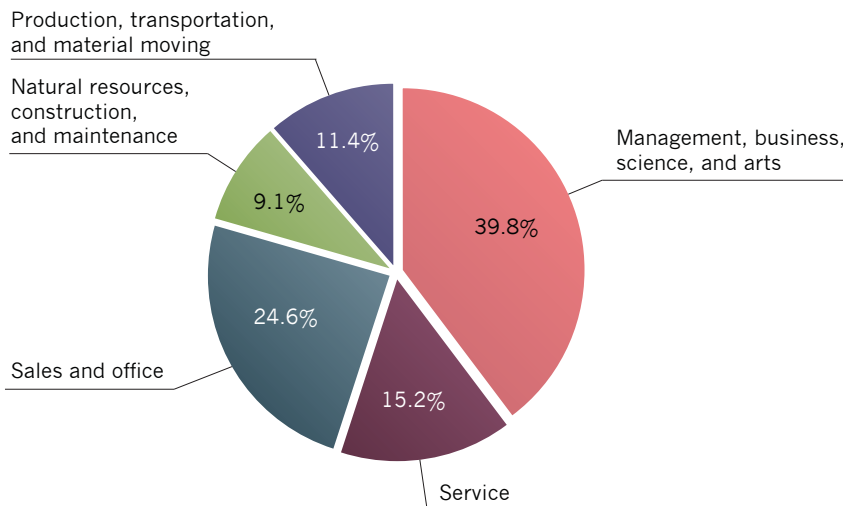
Median earnings for New Hampshire female residents 16 years and over working full-time and year-round were **\$41,023** in 2011.

Almost 58 percent of New Hampshire’s full-time, year-round working residents, age 16 years and over were male.

Slightly more than 42 percent of New Hampshire’s full-time, year-round working residents, age 16 years and over were female.

(2011 American Community Survey 1-Year Estimates Earnings are adjusted for inflation and represent income earned in the year prior to the survey.)

Share of Occupations



Almost **40 percent** of working residents held a job in the management, business, science and arts occupational group.

(2011 American Community Survey 1-Year Estimates)

Anita Josten

The Labor Day holiday evolved over several years in the 1800s when the U.S. labor movement was growing stronger. In spring 1882, the Central Labor Union proposed that all workers should join for a “monster labor festival” in early September. Tickets were sold for the event and a parade was scheduled in New York City. Although the parade had a slow, dubious start, it ended with about 10,000 participants from multiple labor organizations.¹

Two men are generally credited with establishing Labor Day as a holiday over the years. Some records indicate that Peter J. McGuire, General Secretary of the Brotherhood of Carpenters and Joiners, and a cofounder of the American Federation of Labor, was first to suggest a day to honor the American worker.² Others say Matthew Maguire, a machinist from the Knights of Labor, was Secretary of the Central Labor Union and helped organize the New York City parade.³ The length of time involved for the event to grow into a national holiday and the similarity in the names of the individuals involved may have contributed to the confusion as to who specifically was the founder of the holiday.

¹. U.S. Department of Labor. DOL’s Historian on the History of Labor Day. Linda Stinson. <www.dol.gov/laborday/history-elevator.htm>.

². U.S. Department of Labor. The History of Labor Day. <www.dol.gov/opa/aboutdol/laborday.htm>.

³. U.S. Department of Labor. DOL’s Historian on the History of Labor Day. Linda Stinson. <www.dol.gov/laborday/history-elevator.htm>.