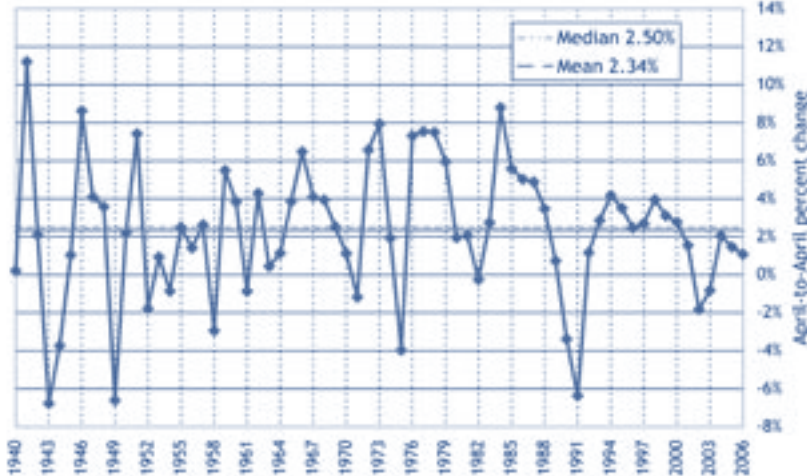


**April to April  
Over-the-year Total  
Employment Growth**

**C**urrent Employment Statistics' (CES) nonfarm figures for April 2006 showed a mere 1.08 percent

gain in New Hampshire's total employment level over April 2005. This was the smallest over-the-year gain since the decline caused by the 2001 recession and the subsequent jobless recovery period. It was the smallest April-to-April gain in the third year of a nonfarm employment rebound since 1964.

**Year to Year Change in April Total New Hampshire Nonfarm Employment**



Overall, New Hampshire's total employment has been growing, with the exceptions of recession periods. Employment in April 2006, although growing slower than previous years, was 12,000 higher than the peak of 625,300 before the recession. Post 2001-recession growth rates, April-to-April change, hit a high of 2.05 percent in 2004, and

*Continued on page 12*

**Unemployment Compensation Claims Activity**

Total Regular Unemployment Compensation Programs:	Change from Previous							
	Apr-06		Mar-06		Month		Year	
					Net	Percent	Net	Percent
Initial Claims	3,836	3,599	4,004	237	6.6%	-168	-4.2%	
Continued Weeks	27,642	35,494	29,302	-7,852	-22.1%	-1,660	-5.7%	

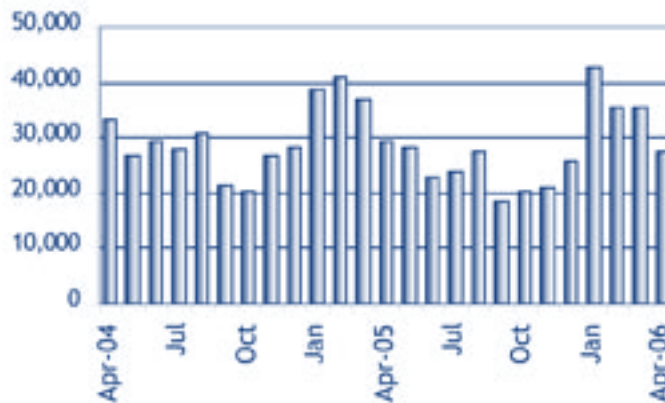
**Claims Activity**

**Unemployment Compensation Fund**

Unemployment compensation fund balance at the end of April	\$250,418,467.68
Average payment for a week of total unemployment:	\$252.18
Net benefits paid:	\$7,117,905.13
Net contributions received during the month:	\$8,069,583.42
Interest Received:	\$0.00
Reed Act Distribution:	\$0.00
Reed Act Withdrawal for Administrative Costs:	\$0.00

**Trust Fund**

**Continued Weeks Claimed**



Apr 2004 - Apr 2006

Continued weeks claimed followed the typical pattern of falling from March to April as for the last 30 years, with the 5 exceptions 1980, 1986, 1991, 2001, and 2002.

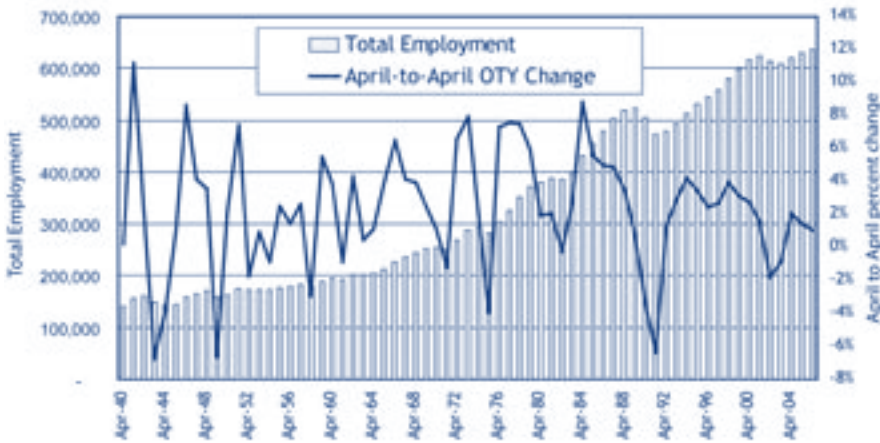
			Change from Previous	
Apr-06	Mar-06	Apr-05	Month	Year
201.5	199.8	194.6	0.9%	3.5%

United States  
All Urban Areas (CPI-U)  
(1982-1984=100)

**Consumer Price Index**

Continued from page 7

**Total employment gains have slowed since the 2001 recession**



*Employment*  
**SECURITY**

NH Employment Security  
Economic and Labor Market  
Information Bureau:

**General Information**  
(603) 228-4124  
elmi@nhes.state.nh.us  
<www.nhes.state.nh.us/elmi/>

**Research Unit**  
228-4173  
**Economist**  
228-4122  
**Covered Employment & Wages**  
228-4177  
**Current Employment Statistics**  
228-4127  
**Local Area Unemployment  
Statistics**  
228-4175  
**Occupational Employment  
Statistics**  
229-4315

NH EMPLOYMENT SECURITY  
32 SOUTH MAIN STREET  
CONCORD NH 03301-4857

OFFICIAL BUSINESS

ADDRESS SERVICE REQUESTED



declined by roughly half a percentage point in both 2005 and 2006, shrinking to 1.08 percent by 2006. These growth rates are well below the state median<sup>1</sup> over-the-year growth of 2.50 percent and the average of 2.34 percent per year.

Nonfarm employment estimates represent the number of jobs by place of work. Although CES does not include self-employed, agricultural, or unpaid family jobs, it does count some types of workers not included in employment covered by unemployment insurance, like some commissioned insurance and real estate sales positions, jobs in religious organizations, and work-study jobs held by college students.

*Anita Josten*

<sup>1</sup>Median and mean calculated ranging from April 1940 through April 2006 for New Hampshire using Current Employment Statistics, not seasonally adjusted.

*Economic Conditions in New Hampshire* is published monthly in coordination with the Bureau of Labor Statistics and the Employment and Training Administration of the U.S. Department of Labor.

*To Order Publications:* Visit our Web site at <www.nhes.state.nh.us/elmi/>; call (603) 228-4124; or send a written request to the following address:

ELMI Publications, NH Employment Security  
32 South Main Street  
Concord, NH 03301-4857

NH Employment Security is a proud member of America's Workforce Network and NH WORKS. NHES is an Equal Opportunity Employer and complies with the Americans with Disabilities Act. Auxiliary aids and services are available upon request to individuals with disabilities. TDD ACCESS: RELAY NH 1-800-735-2964.