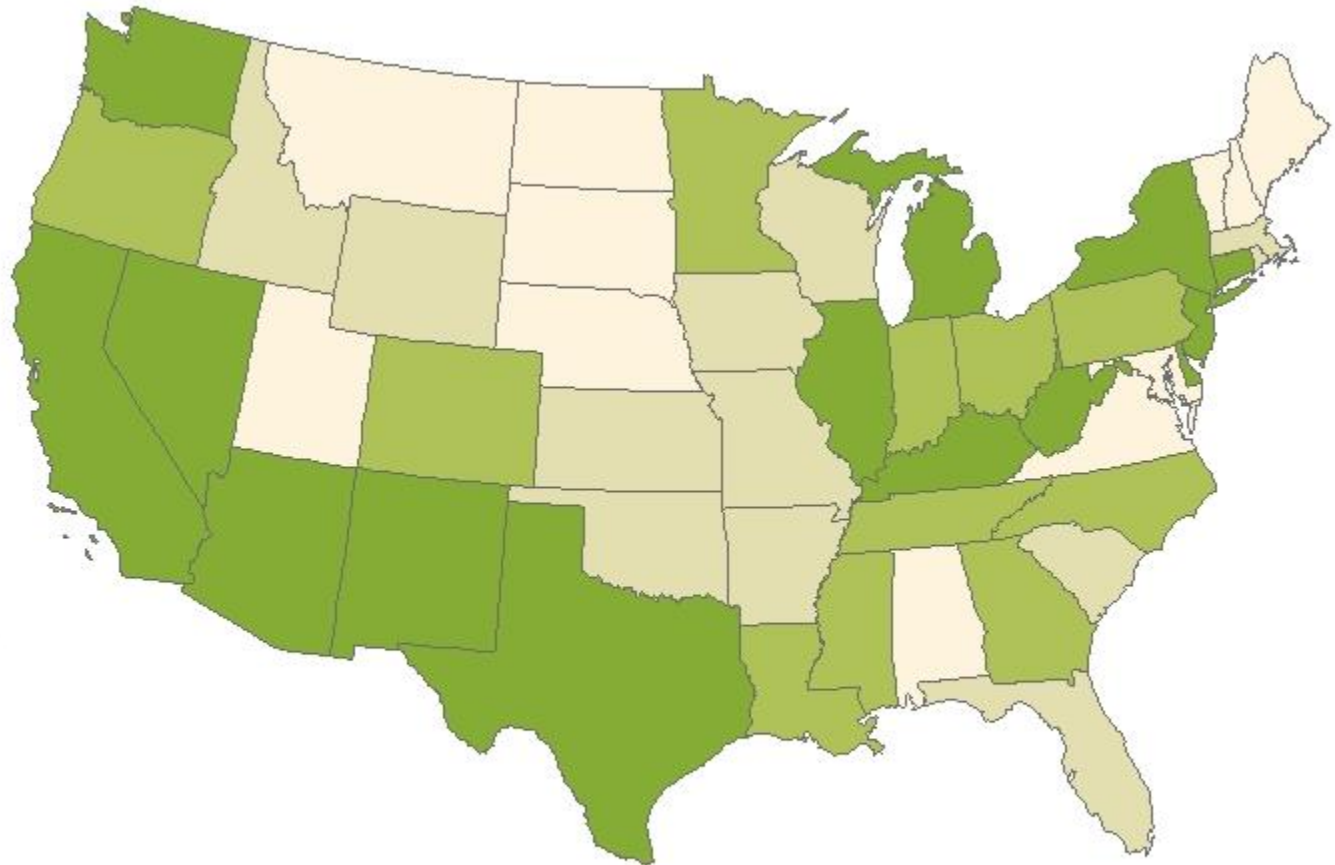
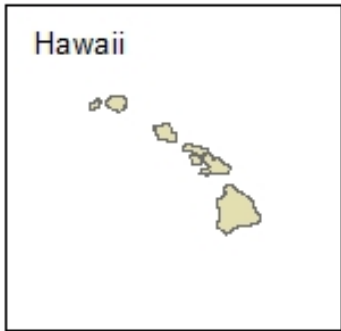
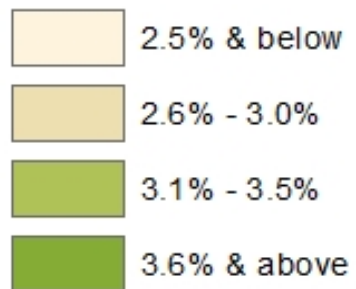


Unemployment Rates by State

Seasonally Adjusted, Preliminary August 2023



U.S. Rate: 3.8%



Source: Bureau of Labor Statistics 19-Sep-23
Prepared by: Economic & Labor Market Information Bureau, NHES
Next Scheduled Update: October 2023

Unemployment Rates by State

Seasonally Adjusted, Preliminary August 2023

US Rate: 3.8%

| State | Rate |
|----------------------|-------------|
| Alabama | 2.1% |
| Alaska | 3.9% |
| Arizona | 3.8% |
| Arkansas | 2.7% |
| California | 4.6% |
| Colorado | 3.1% |
| Connecticut | 3.6% |
| Delaware | 4.1% |
| District of Columbia | 5.0% |
| Florida | 2.7% |
| Georgia | 3.3% |
| Hawaii | 2.8% |
| Idaho | 3.0% |
| Illinois | 4.1% |
| Indiana | 3.4% |
| Iowa | 2.9% |
| Kansas | 2.7% |
| Kentucky | 4.0% |
| Louisiana | 3.3% |
| Maine | 2.5% |
| Maryland | 1.7% |
| Massachusetts | 2.6% |
| Michigan | 3.7% |
| Minnesota | 3.1% |
| Mississippi | 3.2% |
| Missouri | 2.8% |
| Montana | 2.5% |
| Nebraska | 2.0% |
| Nevada | 5.4% |
| New Hampshire | 1.8% |
| New Jersey | 4.2% |

Source: Bureau of Labor Statistics 19-Sep-23

Prepared by: Economic & Labor Market Information Bureau, NHES

Next Scheduled Update: October 2023

Unemployment Rates by State

Seasonally Adjusted, Preliminary August 2023

US Rate: 3.8%

| State | Rate |
|----------------|------|
| New Mexico | 3.7% |
| New York | 3.9% |
| North Carolina | 3.3% |
| North Dakota | 1.9% |
| Ohio | 3.4% |
| Oklahoma | 2.8% |
| Oregon | 3.4% |
| Pennsylvania | 3.5% |
| Rhode Island | 2.7% |
| South Carolina | 3.0% |
| South Dakota | 1.9% |
| Tennessee | 3.1% |
| Texas | 4.1% |
| Utah | 2.5% |
| Vermont | 1.8% |
| Virginia | 2.5% |
| Washington | 3.6% |
| West Virginia | 3.6% |
| Wisconsin | 2.9% |
| Wyoming | 2.9% |

Source: Bureau of Labor Statistics 19-Sep-23

Prepared by: Economic & Labor Market Information Bureau, NHES

Next Scheduled Update: October 2023