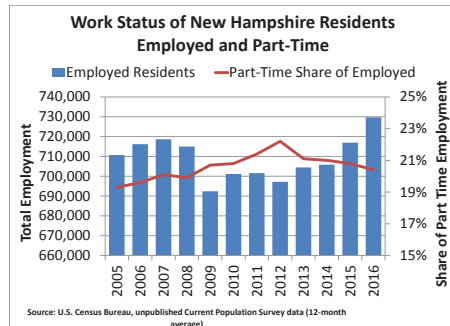


New Hampshire Economic Conditions

January 2018

Part-Time Work Status of New Hampshire Residents

New Hampshire's economy was at a peak in the years 2005, 2006, and 2007, prior to the great recession. The recession ended in 2009, and



since then there has been much discussion about changes in the economy, such as less employer-provided security and the rise of the “gig economy.”¹ One of the economic changes focused on is

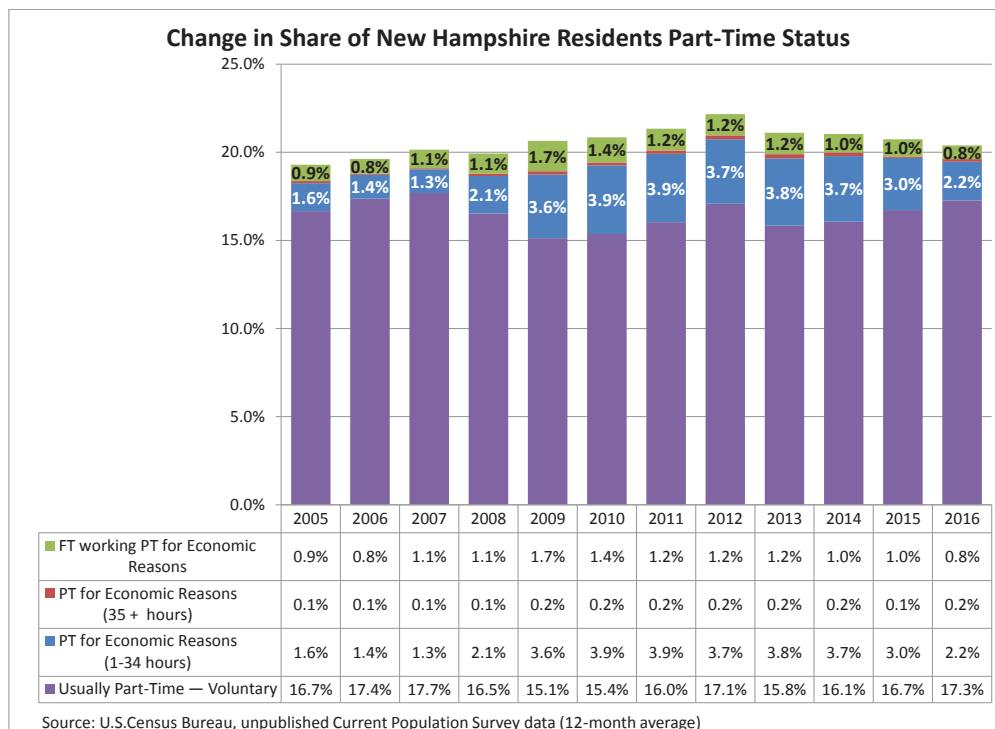
the number of hours worked, and whether job gains are full-time or part-time positions.

According to unpublished Current Population Survey data, 20.4 percent of New Hampshire residents worked part-time in 2016, compared to 19.6 percent in 2005. In the years following the last end of the recession, the share of residents working part-time was higher than it had been previously, while at the same time, the number of employed residents was lower. The share of residents working part-time has almost returned to pre-recession levels. Is the reason for part-time employment different than it was prior to the latest recession?

Inside this issue

Seasonally Adjusted Estimates	
Unemployment Rates.	5
Current Employment Statistics.	5
Not Seasonally Adjusted Estimates	
Unemployment Rates.	6
Current Employment Statistics.	6
Claims Activity	10

The reasons why people work part-time are defined as voluntary or involuntary.² A person who works part-time to accommodate child care or school schedules, or because working fewer hours is preferred, is considered a voluntary part-time



¹ America's part-time workforce is huge. Patrick Gillespie CNNMoney 2016 <http://money.cnn.com/2016/04/25/news/economy/part-time-jobs/index.html>

² A Tale of Two Workforces: The Benefits and Burdens of Working Part Time. Cliff Zukin, Ph.D., Carl Van Horn, Ph.D June 2015. Edward J. Bloustein School of Planning and Public Policy, Rutgers, The State University of New Jersey http://www.heldrich.rutgers.edu/sites/default/files/products/uploads/Work_Trends_June_2015.pdf

worker. Part-time employment for economic reasons (also known as involuntary part-time) includes people who would like to work full-time but worked part time (1 to 34 hours) because their hours were cut back or they were unable to find a full-time job.³ In New Hampshire, 2.2 percent of residents worked part-time for economic reasons in 2016. This was a smaller share than the 3.9 percent estimated during the height of the recession, but it is well above the 1.3 percent of residents involuntarily working part-time in 2007.

The number of people working part-time jobs because they cannot find a full-time job is added to the count of those usually working part-time for economic reasons. In the peak years prior to the most recent recession, roughly 1.5 percent of residents were in this category. That share more than doubled, reaching just shy of four percent immediately following the end of the economic downturn, 2010 through 2013. By 2016, the share of residents involuntarily working part-time hours had receded to 2.2 percent.

People who usually work full-time whose hours are temporarily reduced to less than 35 hours per week are considered full-time employees working part-time for economic reasons. In 2016, residents who usually worked full-timer but were working part-time for economic reasons accounted for 0.8 percent of residents, a share little changed from 1.1 percent in 2007.

Part-Time Workers by Occupational Family

Occupations with High Proportions of Part-Time Workers

In 2016, four occupational families had over 20 percent of New Hampshire residents working part-time schedules.

Roughly 40 percent of New Hampshire residents working in Service occupations were part-time. Service occupations include workers in Healthcare support, Protective Services, Food Preparation and Serving Related, Building and Grounds Cleaning and Maintenance, and Personal Care and Service occupations.

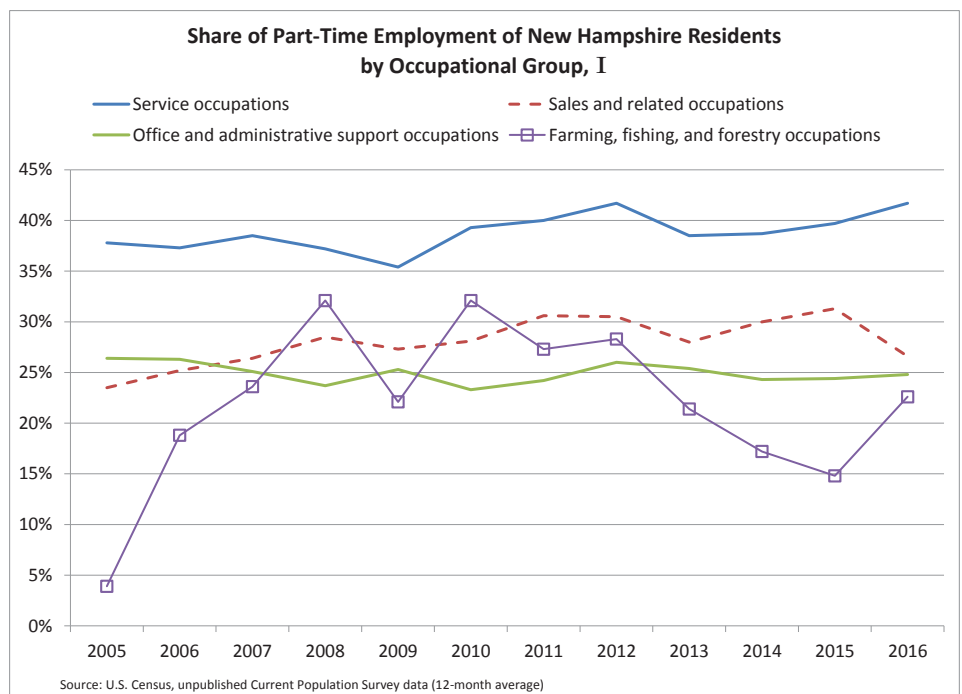
New Hampshire residents working part-time accounted for 26.6 percent of workers in Sales and Related occupations in 2016, and almost 25 percent of workers in Office and Administrative Support occupations.

Over the twelve year period, the share of residents working part-time in Sales and Related occupations and Service occupations increased by more than three percent. Over the same period, the share of part-time workers in Office and Administrative Support occupations declined by 1.6 percent.

The number of New Hampshire residents working in Farming, Fishing, and Forestry occupations is quite small, so minor changes in the number of part-time workers produced a dramatic effect on the share of part-time workers compared over time.

Occupations with Middle and Low Proportions of Part-Time Workers

Other occupational families had smaller shares of part-time workers. New Hampshire residents working part-time accounted for 17.4 percent of workers in Transportation and Material Moving occupations, and roughly 19 percent of workers



³ U.S. Department of Labor, Bureau of Labor Statistics. <https://www.bls.gov/cps/lfcharacteristics.htm#fullpart>

in Professional and Related occupations in 2016. During the most recent recession there were shifts in the portions of workers in part-time positions, but for the most part, those shares have returned to levels similar to 2005.

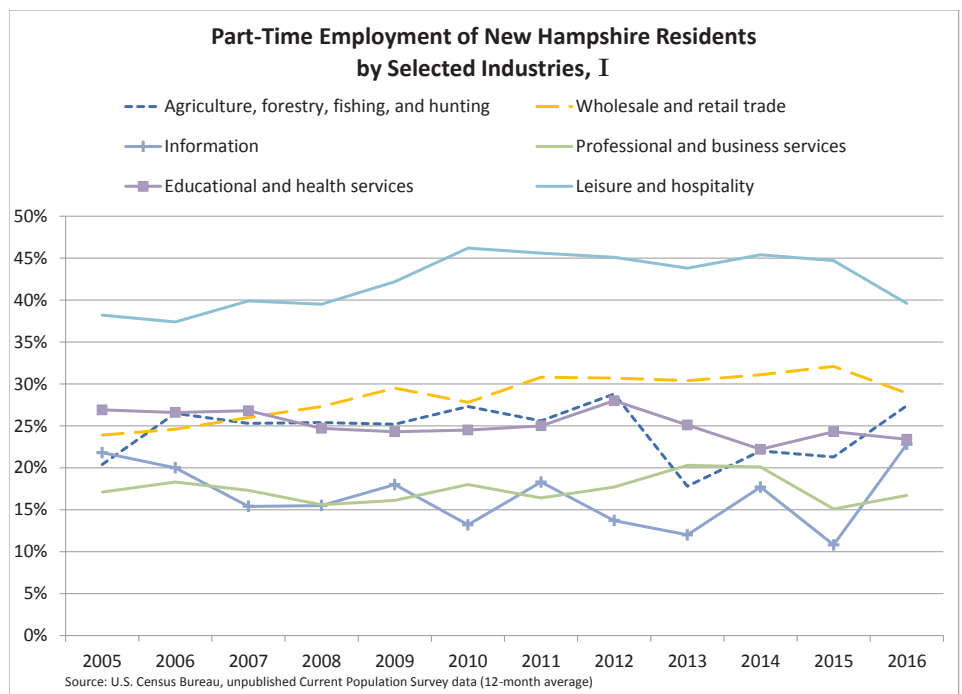
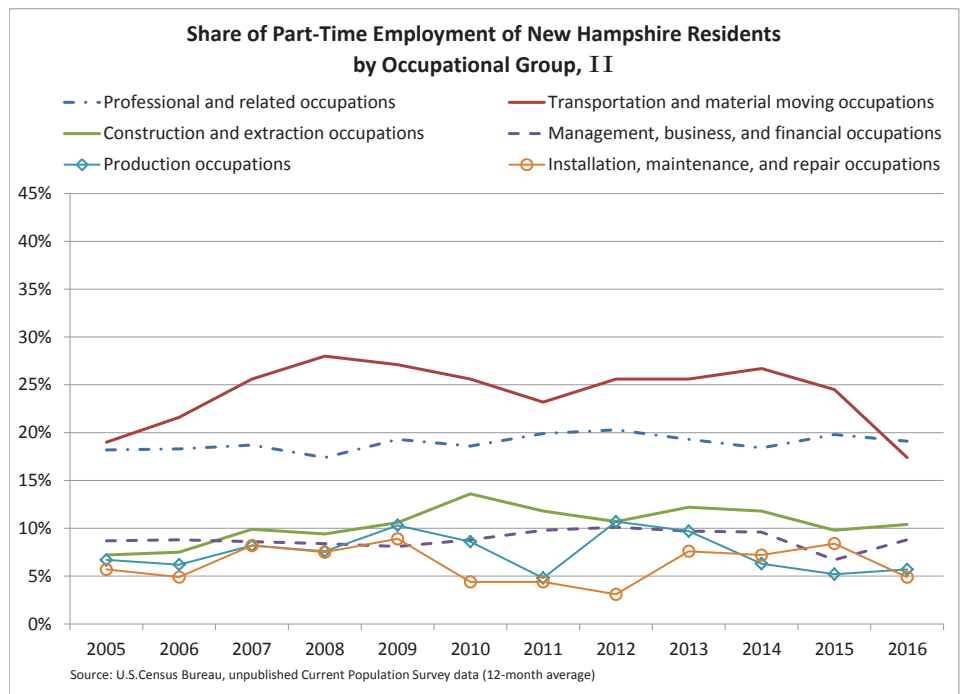
Over the twelve years, the share of New Hampshire residents working part-time in Construction and Extraction occupations increased by just over three percent, while the share of part-time workers in Transportation and Material Moving occupations and Production occupations declined by one and a half percent.

Part-Time Workers by Industry

Industries with High Proportions of Part-Time Workers

Reviewing part-time employment by industry showed similar patterns as in the occupational families. Almost 40 percent of New Hampshire residents employed in *Leisure and hospitality* businesses worked part-time in 2016. That was down from an average of roughly 45 percent coming out of the economic downturn, from 2010 through 2015. Over the 12 year period, the share of part-time workers in this industry declined 4.5 percent.

About 29 percent of residents employed in *Wholesale and retail trade* businesses were working part-time, as were 28 percent of those employed in *Other services and Agriculture, forestry, fishing, and hunting* businesses. Among residents employed at *Information* and *Educational and health services* businesses, 23 percent were working part-time. Just under 17 percent of residents employed at *Professional and business services* businesses worked part time.



Industries with Middle and Low Proportions of Part-Time Workers

Only six percent of New Hampshire residents working at *Manufacturing* businesses were part-time employees in 2016, the lowest share among all industries. About 12 percent of residents employed in *Financial activities* and in *Construction* worked part-time, and just shy of 15 percent of residents employed in *Public administration* and *Transportation and utilities* worked part-time in 2016.

Comparing 2005 to 2016, the proportion of working residents employed part-time has not changed dramatically. The estimated number of working New Hampshire residents rose from 710,700 to 729,700, while the number of residents working part-time rose from 137,100 to 148,800. However, the share of working residents employed part-time gained just 1.1 percentage points. Although the number of residents working part-time increased from 2005 to 2016, among New Hampshire residents working part time, the majority do so by choice.

Anita Josten, Economist

