

LOST IN THE LAND OF LMI

LMI 101:

Discovering what Labor Market Information is
and where to find the tools to make your job easier

Economic and Labor Market Information Bureau
New Hampshire Employment Security, Concord NH



What is Labor Market Information?

Labor Market Information can help you become more effective in assisting clients find employment.

- Labor market information represents various aspects of labor market activity, which describes how people behave with respect to earning a living, and how employers behave in hiring, retaining, and compensating workers who are engaged in producing goods and providing services for consumers.
- Labor market information is the body of data available on a particular labor market, such as employment and unemployment statistics, occupational statistics, and industry statistics, frequently associated with programs funded by the US Department of Labor's Bureau of Labor Statistics.



**DON'T
PANIC**

Source: popmythology.com from **Douglas Adams' Hitchhiker's Guide to the Galaxy**

How Labor Market Information (LMI) Can Help You in Your Mission

Questions you get from clients:

- How much does a job pay?
- Is there more than one job that will match a client's interest area?
- What is the expected demand for a job (occupation)?
- What is the educational attainment needed for the job?
- What kind of business hires people in a specific job?
- Does the job require a license or certification in New Hampshire?

Answers from LMI:

- Occupational Wages
- Career Resources
- Occupational Employment Projections
- Occupational Employment Projections
- Job Outlook and Locator
- Licensed, Certified and Registered Occupations

The ELMI website is the easiest one-stop shop for all the information specific to New Hampshire you will need!!

The screenshot shows the ELMI website homepage. At the top, there is a header with the NHES logo (New Hampshire Employment Security) and the ELMI logo (Economic + Labor Market Information Bureau). Below the header, the date "Monday, November 23, 2015" is displayed. The main content area is divided into several sections:

- Fast Find:** A dropdown menu.
- Navigation Menu:** A list of links including NHES Home, ELMI Home, About ELMI, Products & Services, Data & Statistics, Career Resources, ELMI Tools, FAQs, Contact Us, and A-Z Index.
- New Hampshire Economic Conditions:** A section featuring a thumbnail of a report cover and a description: "A monthly publication which highlights economic developments affecting the state, including: ... [more](#)". Below this, it states "In the November issue:" followed by a list of topics: "Age Distribution of Workers in Private Industry – How do New Hampshire and Massachusetts Compare?" and "National Apprenticeship Week".
- Recent Updates:** A list of recent news items with dates in parentheses, such as "Monthly Analysis of Industry Employment Data (11/23/15)", "Business Employment Dynamics (11/20/15)", "Unemployment Rates by State in Rank Order (11/20/15)", "Unemployment News Release (11/17/15)", "Current Employment Statistics (11/17/15)", "Unemployment Claims (11/17/15)", "Consumer Price Index (11/17/15)", "Community Profiles (11/09/15)", "Veterans in New Hampshire (11/04/15)", "National Apprenticeship Week Infographic (11/04/15)", and "Economic Conditions (11/04/15)".
- Unemployment Rates:** A table comparing rates for New Hampshire and United States across three periods: Oct-15, Sep-15, and Oct-14. The table includes rows for SA (Seasonally Adjusted) and NSA (Not Seasonally Adjusted) rates.
- Unemployment Claims:** A section for October 2015 showing statistics: Initial Claims (2,520), Continued Weeks Claimed (14,711), and Average payment for a week of unemployment (\$326.24). It also includes a link for "Latest Data".
- Search:** A search bar with the text "search this site" and a magnifying glass icon.
- Subscriptions:** A graphic of a tablet with the text "Subscribe to ELMI E-Lerts".
- Logos:** Logos for NHNetwork and NSCITE are displayed at the bottom.
- LMI Chartroom Slideshow:** A small graphic with the text "LMI Chartroom Slideshow" and a small map of New Hampshire.

Fast Find

- NHES Home
- ELMI Home
- About ELMI
- Products & Services
- Data & Statistics
- Career Resources
- ELMI Tools
- FAQs
- Contact Us
- A-Z Index



NHnetwork

NSCITE

ELMI
Economic + Labor Market Information Bureau

Monday, November 23, 2015

New Hampshire Economic Conditions

A monthly publication which highlights economic developments affecting the state, including: ... [more](#)

In the November issue:

- Age Distribution of Workers in Private Industry – How do New Hampshire and Massachusetts Compare?
- National Apprenticeship Week

Recent Updates

- [Monthly Analysis of Industry Employment Data](#) (11/23/15)
- [Business Employment Dynamics](#) (11/20/15)
- [Unemployment Rates by State in Rank Order](#) (11/20/15)
- [Unemployment News Release](#) (11/17/15)
- [Current Employment Statistics](#) (11/17/15)
- [Unemployment Claims](#) (11/17/15)
- [Consumer Price Index](#) (11/17/15)
- [Community Profiles](#) (11/09/15)
- [Veterans in New Hampshire](#) (11/04/15)
- [National Apprenticeship Week Infographic](#) (11/04/15)
- [Economic Conditions](#) (11/04/15)

search this site

Unemployment Rates

	Oct-15	Sep-15	Oct-14
New Hampshire			
SA	3.3%	3.4%	4.1%
NSA	3.0%	3.0%	3.7%
United States			
SA	5.0%	5.1%	5.7%
NSA	4.8%	4.9%	5.5%

SA = Seasonally Adjusted

NSA = Not Seasonally Adjusted


- [Latest Release](#)
- [LAUS Data Release Schedule](#)
- [Current Employment Statistics Data Release Schedule](#)

Unemployment Claims

October 2015	
Initial Claims	2,520
Continued Weeks Claimed	14,711
Average payment for a week of unemployment	\$326.24

[Latest Data](#)

LMI Chartroom Slideshow



Direct access to everything you need is only one click away!

NHES New Hampshire Employment Security
www.nhes.nh.gov
"We're working to keep New Hampshire working"

Monday, November 23, 2015

Job Seeker Claimant Employer **Researcher**

- Home
- About Us
- Law and Rule
- Media Center
- Services for Customers
- Data and Analysis
- Office Locations
- Contact Us
- Forms and Publications
- Frequently Asked Questions
- Glossary
- A - Z Index

File a Claim for Benefits

Employer WEBTAX & New Hire Reporting

Facebook Twitter

NH WORKING

File a claim for unemployment benefits

149 Emerald Street
Keene, NH 03431

[Press Release](#) | [Relocation Flyer \(with map\)](#)

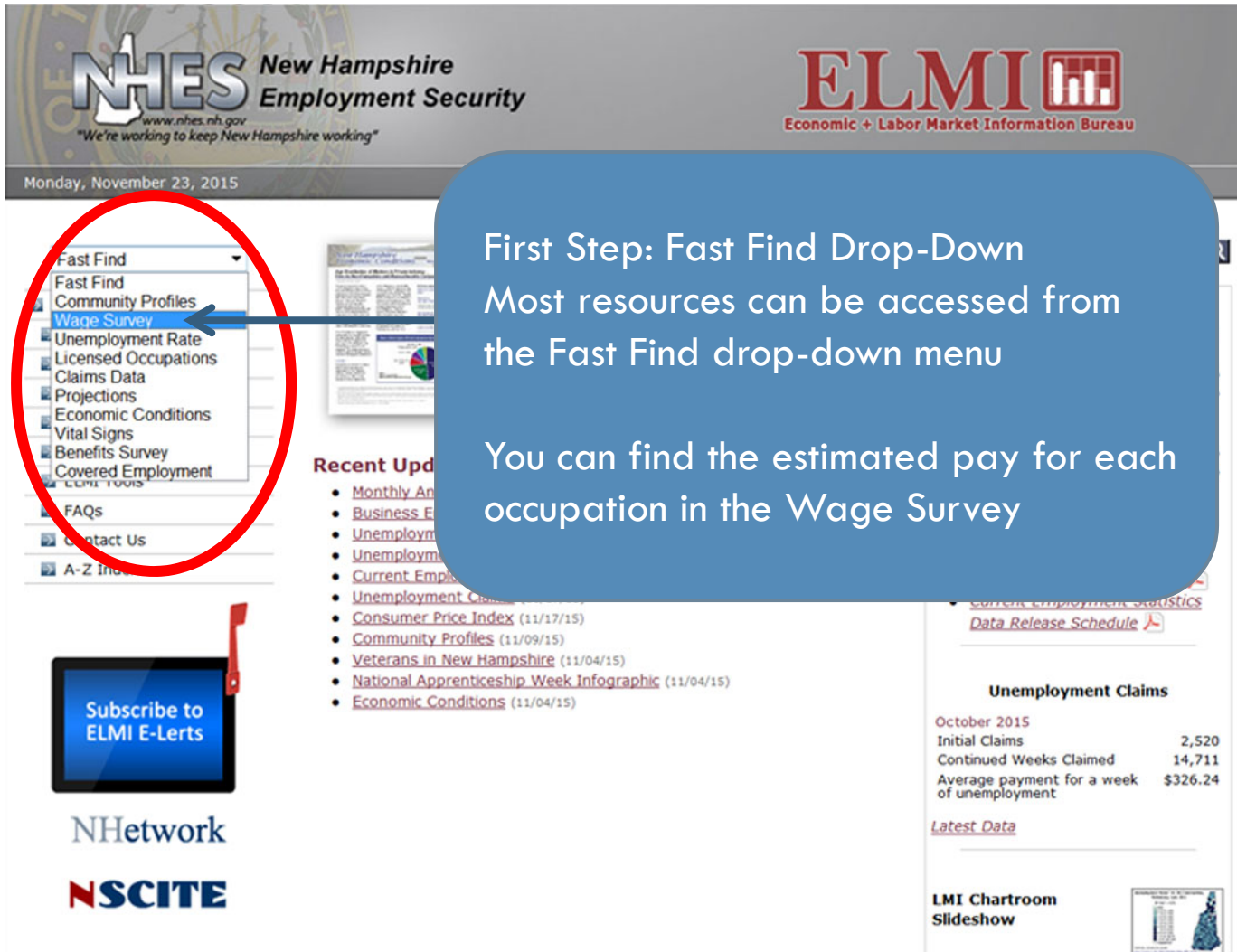
New Hampshire Employment Security has recently been alerted to suspicious activity affecting job seekers in the Job Match System. Fictitious employers have been contacting job seekers and scheduling fake interviews on various social media platforms such as Google Hangout, Google Talk and YahooMessaging. We recommend treating all such requests directing a job seeker to a social media platform as a scam. If you receive such a request we recommend not responding until you have independently verified the employer. Please contact the department at (603) 228-4083 to report any suspicious activity and/or to ask any questions regarding this or any other

- pay employer taxes online?
- view employer tax rates online?
- file a New Hire Report
- search for jobs or post a job order?
- view the job fair schedule?
- find employer tax information?
- report unemployment fraud?

NH Stats

- Unemployment Rate October 2015: 3.3%
- Unemployment Claims October 2015
Initial Claims: 2,520
Continued Weeks Claimed: 14,711
Avg amount paid/week of unemployment: \$326.24

How much does a job pay?



NHES New Hampshire
Employment Security
www.nhes.nh.gov
"We're working to keep New Hampshire working"

ELMI
Economic + Labor Market Information Bureau

Monday, November 23, 2015

Fast Find
Fast Find
Community Profiles
Wage Survey
Unemployment Rate
Licensed Occupations
Claims Data
Projections
Economic Conditions
Vital Signs
Benefits Survey
Covered Employment

Recent Updates

- [Monthly An...](#)
- [Business E...](#)
- [Unemploym...](#)
- [Unemploym...](#)
- [Current Emp...](#)
- [Unemployment...](#)
- [Consumer Price Index](#) (11/17/15)
- [Community Profiles](#) (11/09/15)
- [Veterans in New Hampshire](#) (11/04/15)
- [National Apprenticeship Week Infographic](#) (11/04/15)
- [Economic Conditions](#) (11/04/15)

Unemployment Claims

October 2015	
Initial Claims	2,520
Continued Weeks Claimed	14,711
Average payment for a week of unemployment	\$326.24

Subscribe to ELMI E-Lerts

NHnetwork
NSCITE

LMI Chartroom Slideshow

Text in callout box:
First Step: Fast Find Drop-Down
Most resources can be accessed from the Fast Find drop-down menu
You can find the estimated pay for each occupation in the Wage Survey

Monday, November 23, 2015

Fast Find

- NHES Home
- ELMI Home
- About ELMI
- Products & Services
- Data & Statistics
- Career Resources
- ELMI Tools
- FAQs
- Contact Us
- A-Z Index



NHnetwork
NSCITE

[ELMI Home](#) > [Products & Services](#) >

search this site

Occupational Employment & Wages



New Hampshire Occupational Employment and Wages contains wage and employment estimates for roughly 600 occupations in New Hampshire. Data tables include job title, SOC (Standard Occupational Classification) code, estimated employment, entry level wage, mean (average) wage, median wage, and experienced wage. Our latest print publication contains data from May 2014 - aged to June 2015.

Full Publication: [May 2014 - aged to June 2015](#) (1,265k)

New Hampshire Occupational Employment and Wages Sections - 2015

- [Introduction](#)
- [Claremont-Charlestown Area](#)
- [Conway-Wolfeboro Area](#)
- [Hampstead-Seabrook Area](#)
- [Laconia-Belmont Area](#)
- [Manchester Area](#)
- [Northern NH Area](#)
- [Peterborough Area](#)
- [Portsmouth Area](#)
- [Salem Town](#)
- [Dictionary of Occupations](#)

[Statewide](#)

For a more interactive way to access the substate areas for each occupation.

Occupations are organized by the Standard Occupational Classifications (SOC) system in the wage survey results

The easiest way to find the SOC code for the occupation is in the Dictionary of Occupations

Page: 1 of 99 Automatic Zoom

Occupational Employment Statistics

Dictionary of Occupations

May 2014 Survey

Use the search tool to find your occupation

“Ctrl F” will open a box for you to type in the occupation

Find in page Highlight All Match Case

conduct research and development, inspect livestock, or care for pets and companion animals.

29-1141 Registered Nurses

Assess patient health problems and needs, develop and implement nursing care plans, and maintain medical records. Administer nursing care to ill, injured, convalescent, or disabled patients. May advise patients on health maintenance and disease prevention or provide case management. Licensing or registration required. Includes Clinical Nurse Specialists. Excludes "Nurse Anesthetists" (29-1151), "Nurse Midwives" (29-1161), and "Nurse Practitioners" (29-1171).

- Type in a search term – we used nurse for this example
- Keep clicking the down arrow until you find the specific job you want
- Make sure to write down the SOC code

These persons spend the majority of their time researching speech and language problems.

29-1161 Nurse Midwives

Diagnose and coordinate all aspects of the birthing process, either independently or as part of a healthcare team. May provide well-woman gynecological care. Must have specialized, graduate nursing education.

29-1171 Nurse Practitioners

Diagnose and treat acute, episodic, or chronic illness, independently or as part of a healthcare team. May focus on health promotion and disease prevention. May order, perform, or interpret diagnostic tests such as lab work and x rays. May prescribe medication. Must be registered nurses who have specialized graduate education.

29-1181 Audiologists

Assess and treat persons with hearing and related disorders. May fit hearing aids and provide auditory training. May perform research related to hearing problems.

29-1199 Health Diagnosing and Treating Practitioners, All Other

All health diagnosing and treating practitioners not listed separately.

Fast Find

- NHES Home
- ELMI Home
- About ELMI
- Products & Services
- Data & Statistics
- Career Resources
- ELMI Tools
- FAQs
- Contact Us
- A-Z Index



NHnetwork

NSCITE

[ELMI Home](#) > [Products & Services](#) >

search this site

Occupational Employment & Wages



New Hampshire Occupational Employment and Wages contains wage and employment estimates for roughly 600 occupations in New Hampshire. Data tables include job title, SOC (Standard Occupational Classification) code, estimated employment, entry level wage, mean (average) wage, median wage, and experienced wage. Our latest print publication contains data from May 2014 - aged to June 2015.

Full Publication: [May 2014 - aged to June 2015](#) (1,265k)

New Hampshire Occupational Employment and Wages Sections - 2015

- [Introduction](#)
- [Claremont-Charlestown Area](#)
- [Conway-Wolfeboro Area](#)
- [Hampstead-Seabrook Area](#)
- [Laconia-Belmont Area](#)
- [Manchester Area](#)
- [Northern NH Area](#)
- [Peterborough Area](#)
- [Portsmouth Area](#)
- [Salem Town](#)
- [Dictionary of Occupations](#)
- [Statewide](#)
- [Greater Concord Area](#)
- [Dover-Durham Area](#)
- [Keene Area](#)
- [Lebanon-Hanover Area](#)

Wage results are available for different areas throughout the state

Select the appropriate area for your client

For a more interactive way to access the data, use the following wage tables in HTML format. Compare pay rates across substate areas for each occupation.

Page: 1 of 11 Automatic Zoom

New Hampshire Occupational Employment & Wages - 2015

Greater Concord Area

Occupational Employment & Wages	SOC Code	May 2014 Estimated Employment	June 2015			
			Entry Level Wage*	Mean (Average) Wage*	Median Wage*	Experienced Wage*
Total all occupations	00-0000	71,820	\$10.63	\$22.54	\$18.10	\$28.49
Management Occupations	11-0000	3,940	\$27.35	\$48.26	\$41.20	\$58.71
Chief Executives	11-1011	120	\$43.81	\$91.10	\$91.35	\$114.75
General and Operations Managers						
Legislators						
Advertising and Promotions Managers						
Marketing Managers						
Sales Managers						
Public Relations and Fundraising Managers						
Administrative Services Managers						
Computer and Information Systems Managers						
Financial Managers	11-3031	370	\$28.10	\$50.64	\$44.13	\$61.92
Industrial Production Managers	11-3051	60	\$34.32	\$49.31	\$48.17	\$56.81
Human Resources Managers	11-3121	40	\$32.57	\$52.24	\$43.70	\$62.08
Construction Managers	11-9021	150	\$26.24	\$40.60	\$42.16	\$47.78
Education Administrators, Elementary and Secondary School	11-9032	120	\$66,612	\$86,371	\$87,323	\$96,249
Education Administrators, Postsecondary	11-9033	80	\$25.74	\$36.14	\$36.62	\$41.33
Architectural and Engineering Managers	11-9041	50	\$41.93	\$56.08	\$54.95	\$63.16
Food Service Managers	11-9051	150	\$21.10	\$25.80	\$25.06	\$28.15
Lodging Managers	11-9081	40	\$24.32	\$32.67	\$32.01	\$36.84
Medical and Health Services Managers	11-9111	210	\$31.71	\$46.57	\$43.89	\$54.00
Property, Real Estate, and Community Association Managers	11-9141	60	\$16.68	\$25.24	\$25.63	\$29.51
Social and Community Service Managers	11-9151	90	\$19.66	\$28.23	\$27.01	\$32.52
Managers, All Other	11-9199	760	\$30.50	\$45.87	\$38.73	\$53.56
Business and Financial Operations Occupations	13-0000	3,570	\$19.92	\$29.83	\$27.49	\$34.78
Wholesale and Retail Buyers, Except Farm Products	13-1022	50	\$15.85	\$25.73	\$22.10	\$30.67
Purchasing Agents, Except Wholesale, Retail, and Farm Products	13-1023	110	\$21.75	\$28.17	\$27.47	\$31.38

Occupations are listed in order of the SOC codes.

Scroll down to the 29-0000 group

nurse Highlight All Match Case 14 of 14 matches

New Hampshire Occupational Employment & Wages - 2015

Greater Concord Area Occupational Employment & Wages	SOC Code	May 2014 Estimated Employment	June 2015			
			Entry Level Wage*	Mean (Average) Wage*	Median Wage*	Experienced Wage*
Speech-Language Pathologists	29-1127	90	\$25.38	\$36.72	\$36.30	\$42.39
Veterinarians	29-1131	NP	\$45.86	\$55.21	\$55.56	\$59.89
Registered Nurses	29-1141	1,590	\$24.24	\$31.98	\$30.87	\$35.85
Nurse Practitioners	29-1171	100	\$34.89	\$45.23	\$44.98	\$50.40
Dental Hygienists						
Emergency Medical Technicians and Paramedics						
Dietetic Technicians						
Pharmacy Technicians						
Veterinary Technologists and Technicians						
Ophthalmic Medical Technicians						
Licensed Practical and Licensed Vocational Nurses						
Medical Records and Health Information Technicians	29-2071	130	\$13.50	\$18.02	\$17.40	\$20.29
Opticians, Dispensing	29-2081	80	\$12.23	\$17.67	\$14.71	\$20.38
Occupational Health and Safety Specialists	29-9011	50	\$28.21	\$35.50	\$35.32	\$39.16
Healthcare Practitioners and Technical Workers, All Other	29-9099	80	#	#	#	#
Healthcare Support Occupations	31-0000	2,420	\$12.22	\$16.94	\$16.02	\$19.29
Home Health Aides	31-1011	NP	\$10.60	\$12.53	\$12.47	\$13.50
Nursing Assistants	31-1014	950	\$11.86	\$15.26	\$15.03	\$16.95
Occupational Therapy Assistants	31-2011	NP	\$22.49	\$27.93	\$27.81	\$30.65
Physical Therapist Assistants	31-2021	140	\$22.09	\$27.48	\$27.46	\$30.18
Massage Therapists	31-9011	NP	\$10.66	\$17.89	\$11.74	\$21.52
Dental Assistants	31-9091	140	\$18.35	\$22.41	\$22.36	\$24.43
Medical Assistants	31-9092	330	\$13.32	\$16.10	\$16.12	\$17.49
Phlebotomists	31-9097	30	\$13.49	\$16.07	\$15.08	\$17.37
Healthcare Support Workers, All Other	31-9099	50	\$11.40	\$14.91	\$14.40	\$16.66
Protective Service Occupations	33-0000	1,820	\$13.48	\$22.53	\$22.48	\$27.06
First-Line Supervisors of Correctional Officers	33-1011	30	\$26.50	\$28.88	\$28.93	\$30.06
First-Line Supervisors of Police and Detectives	33-1012	70	\$27.33	\$37.05	\$37.43	\$41.91
First-Line Supervisors of Fire Fighting and Prevention Workers	33-1021	50	\$26.93	\$32.77	\$33.46	\$35.69

Match the wage level to the closest level of your client's experience: Entry, Average, or Experienced

Is there more than one job that will match a client's interest area?

NHES New Hampshire
Employment Security
www.nhes.nh.gov
"We're working to keep New Hampshire working"

ELMI
Economic + Labor Market Information Bureau

Monday, November 23, 2015

ELMI Home > Products & Services >

search this site

Occupational Employment & Wages

New Hampshire Occupational Employment and Wages contains wage and employment estimates for roughly 600 occupations in New Hampshire. Data tables

Explore your client's interests and line those up with occupations using the Career Resources link

New Hampshire Occupational Employment and Wages Sections - 2015

Introduction	Statewide
Claremont-Charlestown Area	Greater Concord Area
Conway-Wolfeboro Area	Dover-Durham Area
Hampstead-Seabrook Area	Keene Area
Laconia-Belmont Area	Lebanon-Hanover Area
Manchester Area	Nashua-Derry Area
Northern NH Area	Pelham Town
Peterborough Area	Plymouth Area
Portsmouth Area	Raymond Area
Salem Town	Glossary
Dictionary of Occupations	Alphabetical List of Occupations

Subscribe to ELMI E-Lerts

NHnetwork
NSCITE

▲ Back to Top

For a more interactive way to access the data, use the following wage tables in HTML format. Compare pay rates across substate areas for each occupation.

Monday, November 23, 2015

Fast Find ▾

- ▶ NHES Home
- ▶ ELMI Home
- ▶ About ELMI
- ▶ Products & Services
- ▶ Data & Statistics
- ▶ Career Resources
- ▶ ELMI Tools
- ▶ FAQs
- ▶ Contact Us
- ▶ A-Z Index

[ELMI Home](#) >

Career Resources

- [Apprenticeships](#)
- [Career Exploration Web Sites](#)
- [Career Planning Guide](#)
 - [Career Clusters](#)
 - [Career Exploration by Holland Interest Profile](#)
- [Employment Projections, Job Outlook and Locator](#)
- [Green Jobs](#)
- [Job Notes](#)
- [Licensed, Certified, and Registered Occupations](#)
- [Occupational Employment & Wages \(OES\)](#)
- [Science, Technology, Engineering, and Mathematics \(STEM\)](#)
- [Top Career Prospects](#)

search this site



The Holland Interest Profile helps people explore jobs that they might like to do.



NHnetwork

NSCITE

Fast Find

- NHES Home
- ELMI Home
- About ELMI
- Products & Services
- Data & Statistics
- Career Resources
- ELMI Tools
- FAQs
- Contact Us
- A-Z Index



NHnetwork

NSCITE

ELMI Home > Career Resources >

search this site

Career Exploration by Holland Interest Profile

Wouldn't it be great to pursue a career that is interesting? Job seekers hope to find work environments that are compatible with their personality and interests. Vocational psychologist John L. Holland developed a theory that people can be described by one or more of six different "work personality" types which are: Realistic (R), Investigative (I), Artistic (A), Social (S), Enterprising (E) or Conventional (C).

Holland interest codes provide a system for matching personality types to occupations. An assessment can help people self-identify with at least two or three of the six different occupational-interest types. A person may have one dominant interest type, or two or three that are equally strong. In fact, interest types which lie in close proximity to one another on the Holland hexagon tend to be more similar and, therefore, those two-letter combinations (e.g., RC, CE) are more common.

After completing one or both of the self-assessment exercises provided below, you will learn your Holland interest profile. Then combine the first letters of your primary and secondary types, and click on the icon in the grid that corresponds to your two-letter interest combination. This will bring you to a list of occupations associated with your interest profile. For more information on outlook and wages within New Hampshire, click on the link below.

- O*NET Interest Profiler: <http://www.onetonline.org>
- Personality Mosaic



Example: A person whose interests are Social – Investigative – Conventional. Click the SI button.

If you don't know the Holland Code, there are interest profile questionnaires available here

		Realistic	Investigative	Artistic	Social	Enterprising	Conventional
Secondary	Realistic						
	Investigative						
	Artistic						
	Social						



Healers

Healers use medical knowledge and skills to care for others. They check the health of patients and correct problems with surgery, treatment or therapy, or perform diagnostic tests. Others may teach health care subjects, or liaise between health care and social services.

Occupation by Minimum Education Level	Entry Wage	Average Wage	Job Outlook
Social-Investigative			
Doctorate			
Chiropractors	\$45,588	\$82,928	5
Physical Therapists	\$64,448	\$77,820	66
Master's Degree			
Physician Assistants	\$83,719	\$109,762	25
Nurse Practitioners	\$77,995	\$100,003	41
Occupational Therapists	\$57,864	\$73,630	26
Speech-Language Pathologists	\$50,538	\$69,341	18
.....	\$50,161	\$67,677	10
.....	\$45,037	\$63,873	10
.....	\$45,951	\$57,632	22
.....	\$30,702	\$48,490	31
.....	\$25,431	\$38,186	27
Bachelor's Degree			
Mental Health and Substance Abuse Social Workers	\$37,065	\$56,022	10
Associate's Degree			
Registered Nurses	\$49,757	\$65,791	486
Respiratory Therapists	\$50,299	\$60,620	16
Diagnostic Medical Sonographers	\$62,140	\$74,942	13
Dietetic Technicians	\$24,001	\$33,171	6



Numbers inside the shapes represent Average Annual Openings

Data Source: 2014 Occupational Employment & Wages; Employment Projections, 2012-2022

n/a = not available



www.nhes.nh.gov/elmi/

This table organizes occupations within the interest areas by the minimum education level

Monday, November 23, 2015

Fast Find 

- [NHES Home](#)
- [ELMI Home](#)
- [About ELMI](#)
- [Products & Services](#)
- [Data & Statistics](#)
- [Career Resources](#)
- [ELMI Tools](#)
- [FAQs](#)
- [Contact Us](#)
- [A-Z Index](#)

[ELMI Home](#) >

search this site 

Career Resources

- [Apprenticeships](#)
- [Career Exploration Web Sites](#)
- [Career Planning Guide](#)
 - [Career Clusters](#)
 - [Career Exploration by Holland Interest Profile](#)
- [Employment Projections, Job Outlook and Locator](#)
- [Green Jobs](#)
- [Job Notes](#)
- [Licensed, Certified, and Registered Occupations](#)
- [Occupational Employment & Wages \(OES\)](#)
- [Science, Technology, Engineering, and Mathematics \(STEM\)](#)
- [Top Career Prospects](#)





For those who want it all:
The Career Planning Guide is a
user-friendly list of occupations in
alphabetical order




NHnetwork

NSCITE

Career Planning Guide 2012 - 2022

Occupation, SOC Code, Definition	Job Outlook & Wage				Education & Training	Basic Skills					Interests		
	Employment 2012	2022	Average Annual Openings	Job Outlook	May 2014 Average Wage	Entry-Level Education Experience Training Military; Apprenticeship; NH License	Reading	Listening	Writing	Speaking	Math	Science	Career Cluster
Real Estate Brokers (41-9021): Operate real estate office, or work for commercial real estate firm, overseeing real estate transactions. Other duties usually include selling real estate or renting properties and arranging loans.	253	285	5	↗	\$46.91	High School <5 years None NH License	●	●	●	●			EC 
Real Estate Sales Agents (41-9022): Rent, buy, or sell property for clients. Perform duties such as study property listings, interview prospective clients, accompany clients to property site, discuss conditions of sale, and draw up real estate contracts. Includes agents who represent buyer.	527	589	11	↑	\$20.18	High School None Long OJT NH License	●	●	●	●			ECS 
Receptionists and Information Clerks (43-4171): Answer inquiries and provide information to the general public, customers, visitors, and other interested parties regarding activities conducted at establishment and location of departments, offices, and employees within the organization.	5,120	5,512	177	↑	\$13.38	High School None Short OJT	●	●	●	●			CES 
Recreation Workers (39-9032): Conduct recreation activities with groups in public, private, or volunteer agencies or recreation facilities. Organize and promote activities such as arts and crafts, sports, games, music, dramatics, camping, and hobbies, based on member needs and interests.	1,597	1,826	42	↑	\$12.56	Bachelor None None Military	●	●	●				SEA 
Recreational Therapists (29-1125): Plan, direct, or coordinate medically-approved recreation for patients in hospitals, nursing homes, or other institutions. Activities include sports, trips, dramatics, social activities, and arts and crafts. May assess patient condition and recommend activity.	82	89											
Recreational Vehicle Service Technicians (49-3092): Diagnose, inspect, adjust, repair, or overhaul recreational vehicles including travel trailers. May specialize in maintaining gas, electrical, hydraulic, plumbing, or chassis/towing systems, or repair generators, appliances, and interiors.	98	106											
Refuse and Recyclable Material Collectors (53-7081): Collect and dump refuse or recyclable materials from containers into truck. May drive truck.	787	839	21	↗	\$14.78	Less than HS None Short OJT							RCE 
Registered Nurses (29-1141): Assess patient health problems and needs, develop and implement nursing care plans, and maintain medical records. Administer care to ill, injured, convalescent, or disabled patients. May advise patients on health maintenance and disease prevention.	12,584	14,999	486	↑	\$31.63	Associate None None Military; NH License	●	●	●	●			SIC 
Rehabilitation Counselors (21-1015): Counsel individuals coping with personal, social, and vocational difficulties resulting from birth defects, illness, disease, accidents, or the stress of daily life. Assess client needs and design rehabilitation programs, including counseling, training, or job placement.	n	n	n	↑	\$18.36	Master's None None	●	●	●	●			RIA 
Reinforcing Iron and Rebar Workers (47-2171): Position and secure steel bars or mesh in concrete forms in order to reinforce concrete. Use a variety of fasteners, rod-bending machines, blowtorches, and hand tools. Includes rod busters.	n	n	n	↓	n/a	High School None Apprentice							RCI 
Reporters and Correspondents (27-3022): Collect and analyze facts about newsworthy events by interview, investigation, or observation. Report and write stories for newspaper, news magazine, radio, or television.	291	250	10	↘	\$20.48	Bachelor None None Military	●	●	●	●			AEI 

Along with employment projections and wages – basic skills and interest codes are included



n = data are confidential
n/a = data are not available

What is the expected demand for a job (occupation)?

NHES New Hampshire Employment Security
www.nhes.nh.gov
"We're working to keep New Hampshire working"

ELMI Economic + Labor Market Information Bureau

Monday, November 30, 2015

ELMI Home > Products & Services >

search this site

Occupational Employment & Wages

New Hampshire Occupational Employment and Wages contains wage and employment estimates for roughly 600 occupations in New Hampshire. Data tables include job title, SOC (Standard Occupational Classification) code, estimated

Go to Projections from the Fast Find drop-down

New Hampshire Occupational Employment and Wages Sections - 2015

Introduction	Statewide
Claremont-Charlestown Area	Greater Concord Area
Conway-Wolfeboro Area	Dover-Durham Area
Hampstead-Seabrook Area	Keene Area
Laconia-Belmont Area	Lebanon-Hanover Area
Manchester Area	Nashua-Derry Area
Northern NH Area	Pelham Town
Peterborough Area	Plymouth Area
Portsmouth Area	Raymond Area
Salem Town	Glossary
Dictionary of Occupations	Alphabetical List of Occupations

▲ Back to Top

For a more interactive way to access the data, use the following wage tables in HTML format. Compare pay rates across

Subscribe to ELMI E-Lerts

NHnetwork

NSCITE

Monday, November 23, 2015

Fast Find

[ELMI Home](#) > [Products & Services](#) >

search this site



Employment Projections

- NHES Home
- ELMI Home
- About ELMI
- Products & Services
- Data & Statistics
- Career Resources
- ELMI Tools
- FAQs
- Contact Us
- A-Z Index



Employment Projections by Industry and Occupation, base year 2012 to projected year 2022

New Hampshire Employment Projections by Industry and Occupation, 2012-2022
Long-term projections of employment by industry and occupation for a ten-year time span estimated biennially. The latest edition estimates employment for 2012 and projects employment to 2022 for 114 industries and more than 700 occupations.

[Long-Term Projections, 2012-2022](#) (June 2014)

[Industry Projections Statewide, 2012-2022](#) (June 2014)

[Occupational Projections Statewide, 2012-2022](#) (June 2014)


Charts:

Employment projections are produced for both Industries and occupations – you will want to use the occupations. Employment projections gives you information on future prospects for hundreds of different occupations.



NHnetwork

NSCITE



[Planning Regions](#) (January 2015)

New Hampshire Employment Projections by Planning Region, 2012-2022

Data tables include base year employment, projected employment, projected change (both numerical and percent), and for occupations, projected openings from growth and replacement needs.

• [Industry Projections by Planning Region](#) (2012-2022) (January 2015)

New Hampshire Long-term Occupational Projections 2012 to 2022

SOC Code	Occupation Title	2012 Estimated	2022 Projected	Numeric Change	Percent Change	Annual Growth	Average Annual Growth	Annual Replacement	Annual Openings Total	Education Value	Exp
	Total, All Occupations	668,268	736,999	68,731	10.3%	1.0%	7,131	15,722	22,852		
11-0000	Management Occupations	46,530	50,988	4,458	9.6%	0.9%	452	339	1,307		
11-1011	Chief Executives	7	8	1	4.4%	0.4%	8	38	46	Bachelor's degree	5 year
11-1021	General and Operations Managers	677	744	67	11.3%	1.1%	88	145	233	Bachelor's degree	Less
11-1031	Legislators ¹	23	24	1	6.5%	0.6%	2	8	10	Bachelor's degree	Less
11-2011	Advertising and Promotions Managers	24	24	0	10.7%	1.0%	2	7	9	Bachelor's degree	Less
11-2021	Marketing Managers	1,251	1,367	116	12.7%	1.2%	16	26	42	Bachelor's degree	5 year
11-2022	Sales Managers	1,692	1,867	175	10.3%	1.0%	18	36	54	Bachelor's degree	Less
11-2031	Public Relations and Fundraising Managers	4	4	0	10.0%	1.0%	4	8	12	Bachelor's degree	5 year
11-3011	Administrative Services Managers	10	10	0	10.0%	1.0%	10	14	24	Bachelor's degree	Less
11-3021	Computer and Information Systems Managers	43	43	0	10.0%	1.0%	43	29	72	Bachelor's degree	5 year
11-3031	Financial Managers	32	32	0	10.0%	1.0%	32	64	96	Bachelor's degree	5 year
11-3051	Industrial Production Managers	0	0	0	10.0%	1.0%	0	16	16	Bachelor's degree	5 year
11-3061	Purchasing Managers	1	1	0	10.0%	1.0%	1	8	9	Bachelor's degree	5 year
11-3071	Transportation, Storage, and Distribution Managers	1	1	0	10.0%	1.0%	1	11	12	High school diploma or equivalent	5 year
11-3111	Compensation and Benefits Managers	118	133	15	12.7%	1.2%	2	3	5	Bachelor's degree	5 year
11-3121	Human Resources Managers	403	455	52	12.9%	1.2%	5	11	16	Bachelor's degree	5 year
11-3131	Training and Development Managers	84	91	7	8.3%	0.8%	1	2	3	Bachelor's degree	5 year
11-9013	Farmers, Ranchers, and Other Agricultural Managers	n	n	n	n	n	n	n	n	High school diploma or equivalent	5 year
11-9021	Construction Managers	n	n	n	n	n	n	n	n	Bachelor's degree	None
11-9031	Education Administrators, Preschool and Childcare Center/Program	n	n	n	n	n	n	n	n	Bachelor's degree	Less
11-9032	Education Administrators, Elementary and Secondary School	n	n	n	n	n	n	n	n	Bachelor's degree	5 year
11-9033	Education Administrators, Postsecondary	n	n	n	n	n	n	n	n	Bachelor's degree	5 year
11-9039	Education Administrators, All Other	n	n	n	n	n	n	n	n	Bachelor's degree	Less
11-9041	Architectural and Engineering Managers	n	n	n	n	n	n	n	n	Bachelor's degree	5 year
11-9051	Food Service Managers	n	n	n	n	n	n	n	n	High school diploma or equivalent	Less
11-9061	Funeral Service Managers	n	n	n	n	n	n	n	n	Associate's degree	Less
11-9071	Gaming Managers	n	n	n	n	n	n	n	n	High school diploma or equivalent	Less
11-9081	Lodging Managers	219	225	6	2.7%	0.3%	1	7	8	High school diploma or equivalent	Less
11-9111	Medical and Health Services Managers	1,694	2,093	399	23.6%	1.2%	n	n	n	None	None
11-9121	Natural Sciences Managers	103	107	4	3.9%	0.4%	n	n	n	None	5 year
11-9131	Postmasters and Mail Superintendents	198	156	-42	-21.2%	-0.7%	n	n	n	High school diploma or equivalent	Less
11-9141	Property, Real Estate, and Community Association Managers	1,095	1,236	141	12.9%	1.2%	n	n	n	High school diploma or equivalent	Less
11-9151	Social and Community Service Managers	601	724	123	20.5%	1.2%	n	n	n	High school diploma or equivalent	5 year
11-9161	Emergency Management Directors	65	70	5	7.7%	0.7%	0	1	1	Bachelor's degree	5 year
11-9199	Managers, All Other	9,455	10,136	681	7.2%	0.7%	68	207	275	High school diploma or equivalent	Less
13-0000	Business and Financial Operations Occupations	30,218	34,153	3,935	13.0%	1.2%	396	584	980		
13-1011	Agents and Business Managers of Artists, Performers, and Athletes	n	n	n	n	n	n	n	n	Bachelor's degree	Less
13-1021	Buyers and Purchasing Agents, Farm Products	n	n	n	n	n	n	n	n	High school diploma or equivalent	None
13-1022	Wholesale and Retail Buyers, Except Farm Products	684	749	65	9.5%	0.9%	6	17	23	High school diploma or equivalent	None

Percent change for the projection period

Annual job growth – new jobs from increased employment

Replacement openings - job openings created from the need to replace people leaving the jobs either from retirement of changing positions

Education and experience

Fast Find

- NHES Home
- ELMI Home
- About ELMI
- Products & Services
- Data & Statistics
- Career Resources
- ELMI Tools
- FAQs
- Contact Us
- A-Z Index

Subscribe to
ELMI E-Lerts

NHnetwork

NSCITE

[ELMI Home](#) > [Products & Services](#) >

search this site



Employment Projections



Employment Projections by Industry and Occupation, base year 2012 to projected year 2022

New Hampshire Employment Projections by Industry of Occupations, 2012-2022
Long-term projections of employment by industry and occupation span estimated biennially. The projections cover employment to 2022.

[Long-Term Projections, 2012-2022](#)

[Industry Projections Statewide, 2012-2022](#)

[Occupational Projections Statewide, 2012-2022](#) (June 2014)

Charts:

- [Most Openings in Science, Technology, Engineering and Mathematics \(STEM\) Occupations, 2012-2022](#)
- [Most Openings in Occupations Requiring Postsecondary Non-degree Training, 2012-2022](#)



Planning Regions—Looking Ahead to 2022

A brief summary of the leading industries and occupations in each of New Hampshire's nine planning regions.

[Planning Regions](#) (January 2015)

New Hampshire Employment Projections by Planning Region, 2012-2022

Data tables include base year employment, projected employment, projected change (both numerical and percent), and for occupations, projected openings from growth and replacement needs.

- [Industry Projections by Planning Region](#) | (2012-2022) (January 2015)

Scroll down to the bottom of the projections page to access the Job Outlook and Locator





Job Outlook and Locator by Industry and Occupation, base year 2012 to projected year 2022

Based on a long-term look at New Hampshire's economy, more than 650 occupations are included, each with a corresponding Standard Occupational Classification (SOC) code and description, 2011 average hourly or annual wage, estimated 2012 employment, projected 2020 employment, projected growth rate for 2012-2022, estimated annual job openings, education and training requirements, and the employing industries.

[Full Publication June 2014 \(965k\)](#)

Job Outlook and Locator provides wage and occupational information as well as a list of the industries most frequently employing people working in the occupation

Job Outlook and Locator Sections

- [Introduction](#) Introduction
- [11-0000](#) Management Occupations
- [13-0000](#) Business and Financial Operations Occupations
- [15-0000](#) Computer and Mathematical Occupations
- [17-0000](#) Architecture and Engineering Occupations
- [19-0000](#) Life, Physical, and Social Science Occupations
- [21-0000](#) Community and Social Services Occupations
- [23-0000](#) Legal Occupations
- [25-0000](#) Education, Training, and Library Occupations
- [27-0000](#) Arts, Design, Entertainment, Sports, and Media Occupations
- [29-0000](#) Healthcare Practitioners and Technical Occupations
- [31-0000](#) Healthcare Support Occupations
- [33-0000](#) Protective Service Occupations
- [35-0000](#) Food Preparation and Serving Related Occupations
- [37-0000](#) Building and Grounds Cleaning and Maintenance Occupations
- [39-0000](#) Personal Care and Service Occupations
- [41-0000](#) Sales and Related Occupations
- [43-0000](#) Office and Administrative Support Occupations
- [45-0000](#) Farming, Fishing, and Forestry Occupations
- [47-0000](#) Construction and Extraction Occupations
- [49-0000](#) Installation, Maintenance, and Repair Occupations
- [51-0000](#) Production Occupations
- [53-0000](#) Transportation and Material Moving Occupations
- [Appendix](#) Index of Occupational Employment Statistics Titles and Their Corresponding Codes

29-1141 Registered Nurses

Occupation title and SOC code

Employment prospects



Assess patient health problems and needs, develop and implement nursing care plans, and maintain medical records. Administer nursing care to ill, injured, convalescent, or disabled patients. May advise patients on health maintenance and disease prevention or provide case management. Licensing required. *Example: Nursing Supervisor, Nurse Practitioners*

Training Category: Associate | none | none

2013 Average Wage:	\$31.03
2012 Estimated Employment:	12,584
2022 Projected Employment:	14,999
Growth Rate, 2012-2022:	19.2%
Annual Openings:	486

Industry	2012 Share	2022 Share
622 Hospitals	56.1%	54.6%
621 Ambulatory Health Care Services	20.1%	22.1%
623 Nursing and Residential Care Facilities	8.7%	9.3%
6111 Elementary and Secondary Schools	3.9%	3.4%
5613 Employment Services	3.5%	3.7%
Local Government, ex. Education	2.2%	1.9%

Training, wages, projected employment

Industries where people in the occupation typically work

Administer anesthesia, monitor patient's vital signs, and oversee patient recovery. May assist physicians, or dentists. Must be registered nurses who have specialized graduate-level education. *Examples: Certified Registered Nurse Anesthetist (CRNA)*

Training Category: Masters | none | none

2013 Average Wage:	n/a
2012 Estimated Employment:	123
2022 Projected Employment:	149
Growth Rate, 2012-2022:	21.1%
Annual Openings:	5

Industry	2012 Share	2022 Share
621 Ambulatory Health Care Services	71.5%	73.2%
622 Hospitals	26.8%	25.5%
Self-Employed Workers	0.8%	0.7%
Federal Government, ex. Postal Service	0.8%	0.7%

29-1161 Nurse Midwives

Diagnose and coordinate all aspects of the birthing process, either independently or as part of a healthcare team. May provide well-woman gynecological care.

Does the job require a license or certification in New Hampshire?

NHES New Hampshire Employment Security
www.nhes.nh.gov
"We're working to keep New Hampshire working"

ELMI Economic + Labor Market Information Bureau

Monday, November 2, 2015

ELMI Home > Products & Services

Occupational Employment and Wages

New Hampshire Occupational Employment and Wages Sections - 2015

Fast Find (highlighted in red circle):

- Fast Find
- Community Profiles
- Wage Survey
- Unemployment Rate
- Licensed Occupations** (highlighted in blue)
- Claims Data
- Projections
- Economic Conditions
- Vital Signs
- Benefits Survey
- Covered Employment
- Facts
- Contact Us
- A-Z Index

Information about occupations regulated by law in New Hampshire can be found in the Licensed Occupations publication – which is easily accessed through the Fast Find drop-down

New Hampshire Occupational Employment and Wages Sections - 2015

Introduction	Statewide
Claremont-Charlestown Area	Greater Concord Area
Conway-Wolfeboro Area	Dover-Durham Area
Hampstead-Seabrook Area	Keene Area
Laconia-Belmont Area	Lebanon-Hanover Area
Manchester Area	Nashua-Derry Area
Northern NH Area	Pelham Town
Peterborough Area	Plymouth Area
Portsmouth Area	Raymond Area
Salem Town	Glossary
Dictionary of Occupations	Alphabetical List of Occupations

Subscribe to ELMI E-Lerts

NHnetwork
NSCITE

▲ Back to Top

For a more interactive way to access the data, use the following wage tables in HTML format. Compare pay rates across

Monday, November 23, 2015

Fast Find

- NHES Home
- ELMI Home
- About ELMI
- Products & Services
- Data & Statistics
- Career Resources
- ELMI Tools
- FAQs
- Contact Us
- A-Z Index



NHnetwork

NSCITE

[ELMI Home](#) > [Products & Services](#) >

search this site

Licensed, Certified and Registered Occupations



2013 New Hampshire Licensed, Certified, and Registered Occupations in New Hampshire provides information about registrations issued by state boards. This publication is the only compilation of information and was not designed to replace detailed information.

[Full Publication - April 2014](#) (2.1 MB)

Search for an occupation by using either the drop down menu or the View Occupation Index

Occupations

View Occupation

[View Occupation Index](#)

Please note that occupational licenses as defined in this publication are issued to individuals. These are not licenses to do business.

The State of New Hampshire does host an online licensing verification system that allows access to public information regarding a licensed individual or facility. Verified licensees in a limited number of occupations are available through this system. For more information, go to nhlicenses.nh.gov/home.

Information in this publication was reviewed by the respective regulatory boards and agencies during the fall of 2013. All information presented is subject to change at any time. Readers are urged to contact the appropriate authority to verify qualifications, requirements, and fees.

Although every attempt was made to list all occupations with licensure, certification, or registration requirements in the State of New Hampshire, some occupations may have been omitted due to a lack of available information. Some occupations that do not have specifically defined regulations are listed in the appendices, including agricultural occupations.

Monday, November 23, 2015

Fast Find ▼

- NHES Home
- ELMI Home
- About ELMI
- Products & Services
- Data & Statistics
- Career Resources
- ELMI Tools
- FAQs
- Contact Us
- A-Z Index


[ELMI Home](#) > [Products & Services](#) >

search this site 

Licensed, Certified and Registered Occupations



2013 New Hampshire Licensed, Certified, and Registered Occupations in New Hampshire provides information about occupational licenses, certifications, or registrations issued by state boards, commissions, and departments. This handbook is the only compilation of information on occupational licensing in New Hampshire, but was not designed to replace detailed information available from regulatory authorities.

[Full Publication - April 2014](#)  (2.3Mb)

Select an occupation from the list...



NHnetwork

NSCITE

Please note that occupational licenses to do business.

The State of New Hampshire regarding a licensed individual system. For more information

Information in this publication information presented is subject to qualifications, requirements,

Although every attempt was State of New Hampshire, some occupations that do not have

- Occupations
- Mental Health Clinical Counselor
- Midwife
- Naturopath
- Nurse, Advanced Practice Registered (APRN)
- Nurse, Licensed Practical (LPN)
- Nurse, Registered (RN)
- Nursing Assistant, Licensed (LNA)
- Nursing Home Administrator
- Occupational Therapist
- Occupational Therapist Assistant
- Ophthalmic Dispenser
- Optometrist
- Paraeducator
- Pastoral Psychotherapist
- Pesticide Applicator
- Pharmacist
- Pharmacy Technician
- Physical Therapist
- Physical Therapist Assistant
- Physician Assistant

Individuals. These are not

is to public information available through this

uring the fall of 2013. All appropriate authority to verify

ion requirements in the formation. Some agricultural occupations.

Monday, November 23, 2015

Fast Find

[ELMI Home](#) > [Products & Services](#) >

search this site

Licensed, Certified and Registered Occupations

- [NHES Home](#)
- [ELMI Home](#)
- [About ELMI](#)
- [Products & Services](#)
- [Data & Statistics](#)
- [Career Resources](#)
- [ELMI Tools](#)
- [FAQs](#)
- [Contact Us](#)
- [A-Z Index](#)



2013 New Hampshire Licensed, Certified, and Registered Occupations in New Hampshire provides information about occupational licenses, certifications, or registrations issued by state boards, commissions, and departments. This handbook is the only compilation of information on occupational licensing in New Hampshire, but was not designed to replace detailed information available from regulatory authorities.

[Full Publication - April 2014](#) (2.3Mb)

Then click View Occupation...

Nurse, Registered (RN)

[View Occupation](#)

[View Occupation Index](#)

Please note that occupational licenses listed in this publication are issued to individuals. These are not licenses to do business.

The State of New Hampshire does host an online licensing verification system that allows access to public information regarding a licensed individual or facility. Verified licensees in a limited number of occupations are available through this system. For more information, go to nhlicenses.nh.gov/home.

Information in this publication was reviewed by the respective regulatory boards and agencies during the fall of 2013. All information presented is subject to change at any time. Readers are urged to contact the appropriate authority to verify qualifications, requirements, and fees.

Although every attempt was made to list all occupations with licensure, certification, or registration requirements in the State of New Hampshire, some occupations may have been omitted due to a lack of available information. Some occupations that do not have specifically defined regulations are listed in the appendices, including agricultural occupations.



NHnetwork

NSCITE

Nurse, Registered (RN)

Generic job description

Use the principles of biological, physical and behavioral science in assessing and identifying the physical and psychosocial health status of the patient/consumer. Provide for the maintenance of health and the prevention of illness through teaching, counseling and services supportive to the continuance or improvement of health and well being. The professional nurse teaches and directs the nursing care provider in implementing therapeutic plans of care to effectively carry out the nursing regimen and collaborates with the physician, advanced practice registered nurse or dentist in the implementation of the medical regimen.

Legislation

Statute: NH RSA 326-B
Administrative Rules: Chapter Nur 100 - 800

New Hampshire law and rules

Regulatory Agency

New Hampshire Board of Nursing
121 South Fruit Street
Concord, New Hampshire 03301

Agency contact information

phone (603) 271-2323
fax (603) 271-6605
web <www.nh.gov/nursing/>
contact person Denise Nies, MSN, RN, BC
e-mail boardquestions@nursing.state.nh.us

Licensure requirements

Licensure Requirements

- Provide written evidence of good professional character and good physical and mental health
- Ability to read and write the English language
- Be a graduate of an approved registered nursing program or demonstrate comparable education
- Applicants for initial permanent licensure or endorsement must submit a notarized criminal history record release form along with a complete set of fingerprints taken by a qualified law enforcement agency or authorized employee of the Department of Safety
- To continue or re-enter practice, validate 400 hours active-in-practice

- Required examination
- Continuing education
- Licensing fees

Examination

Written examination required

Continuing Education

Thirty hours of workshops, conferences, lectures, or in-service educational offerings per renewal period designed to enhance nursing knowledge, judgement, and skills

Fees

NCLEX Examination	\$200.00
Initial licensure	\$120.00
Endorsement	\$120.00
Reinstatement	\$120.00
Biennial renewal	\$80.00
Temporary licensure	\$20.00
Verification	\$25.00
FBI Criminal history record, incl. fingerprinting (through the NH State Police)	\$51.50

Future LMI Training Webinars

LMI Subject

- Occupational Wage Data
- Career Resources & Licensing
- Occupational Projections
- Job Outlook and Locator occupation-industry-business

Scheduled Date – 2:00 pm

- January 7, 2016
- February 4, 2016
- March 3, 2016
- March 31, 2016

Please provide your feedback on this training session at:

<https://www.surveymonkey.com/r/W8GZVB8>



Thank you

Don't forget to mark your calendar for upcoming webinars which will explore these information sources in more detail and guide you in how it can be used!

General Information

elmi@nhes.nh.gov
or 228-4124

Anita Josten, Research Analyst
Economic and Labor Market Information Bureau

phone: (603) 228-4173

e-mail: Anita.I.Josten@nhes.nh.gov

online: www.nhes.nh.gov/elmi

Economic and Labor Market Information Bureau
New Hampshire Employment Security, Concord NH

