

Cheshire County Commuting Patterns County-to-County



Cheshire County had 37,260 employed residents age 16 and over in 2000, up from 35,228 the previous decade.

About three-quarters of these residents worked in Cheshire County in both 1990 and 2000.

In 2000 more than twice as many people commuted out of Cheshire County for work than commuted in.

Commuting Out

More than 8,600 residents commuted out of Cheshire County to work in 2000, up from about 7,500 in 1990.

Commuting To Work:

By Residents of Cheshire County

	1990	2000
Residents working	35,228	37,260
Residents working in Cheshire County	27,677	28,611
Residents commuting out of Cheshire County	7,551	8,649
<i>Commuting to:</i>		
Belknap County	3	5
Carroll County	0	0
Coos County	0	7
Grafton County	56	144
Hillsborough County	2,297	2,247
Merrimack County	143	159
Rockingham County	61	49
Strafford County	16	15
Sullivan County	222	374
Connecticut	65	94
Massachusetts	1,705	1,892
Maine	32	15
Rhode Island	0	24
Vermont	2,712	3,377
Remaining States	230	236
Another Country	9	11

Nearly two-thirds of all commuters travelled outside of the state for work in 2000, up slightly over 1990.

Of those commuters who travelled outside of New Hampshire, about 60 percent worked in Vermont and another 33 percent worked in Massachusetts.

Three-quarters of all residents who commuted within the state travelled to Hillsborough County for work in 2000, down slightly from 1990.

Commuting In

About 4,500 workers commuted to Cheshire County for work in both 1990 and 2000.

To Jobs in Cheshire County

	1990	2000
Jobs in Cheshire County	32,251	33,061
Residents working in Cheshire County	27,677	28,611
Nonresidents commuting into Cheshire County	4,574	4,450
<i>Commuting from:</i>		
Belknap County	4	5
Carroll County	9	5
Coos County	10	13
Grafton County	6	25
Hillsborough County	1,368	1,440
Merrimack County	144	91
Rockingham County	74	40
Strafford County	0	14
Sullivan County	808	607
Connecticut	58	47
Massachusetts	832	779
Maine	18	62
Rhode Island	8	6
Vermont	1,187	1,194
Remaining States	48	122
Another Country	0	0

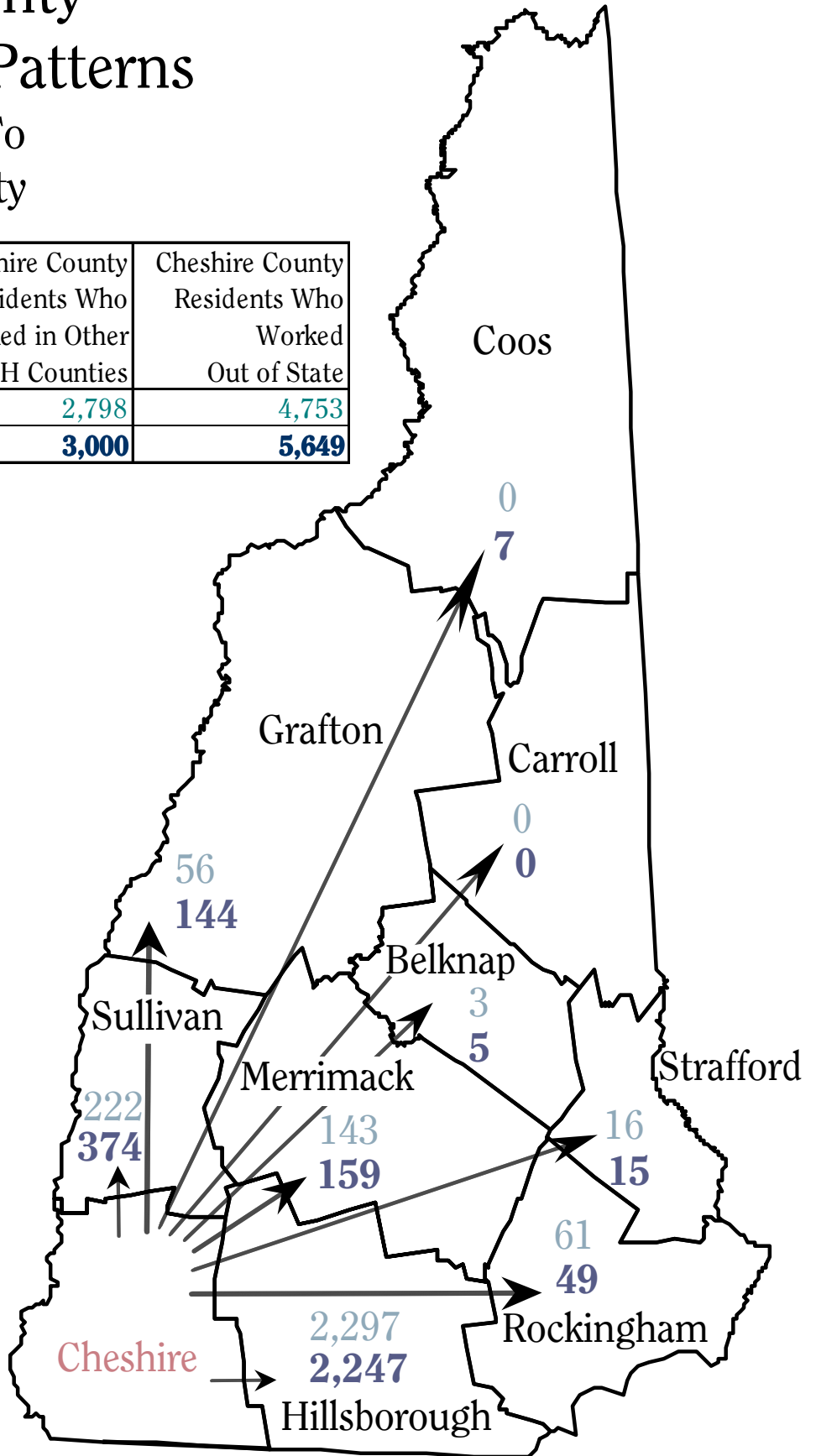
Source: County-To-County Worker Flow Files. 3/6/03. U.S. Census Bureau, Population Division. Accessed 3/7/03 <www.census.gov/population/www/cen2000/commuting.html>

Cheshire County Commuting Patterns

Commuting Out To Another NH County

	Residents Who Lived and Worked in Cheshire County	Cheshire County Residents Who Worked in Other NH Counties	Cheshire County Residents Who Worked Out of State
1990	27,677	2,798	4,753
2000	28,611	3,000	5,649

1990
vs.
2000

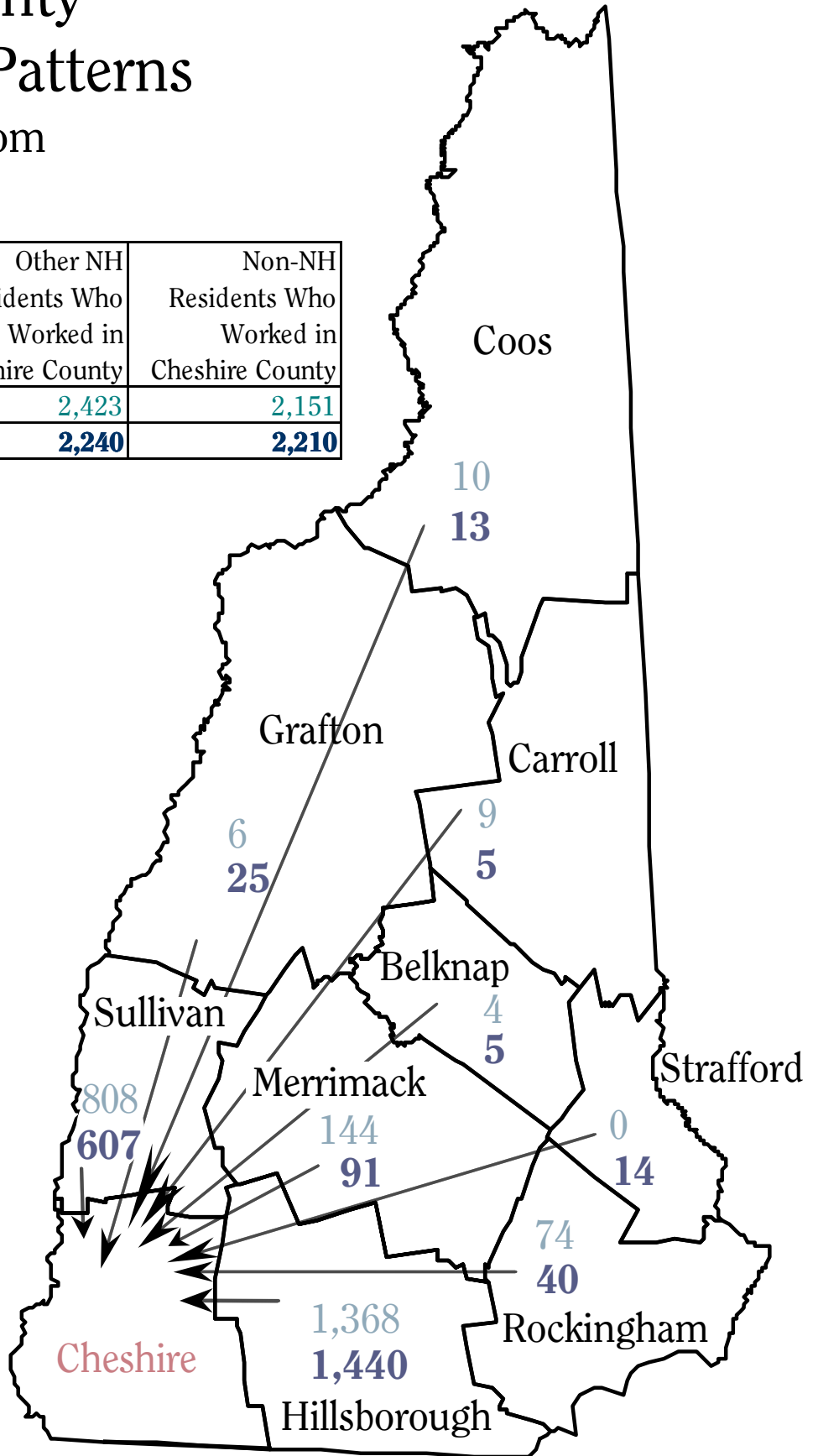


Cheshire County Commuting Patterns

Commuting In From Around the State

	Residents Who Lived and Worked in Cheshire County	Other NH Residents Who Worked in Cheshire County	Non-NH Residents Who Worked in Cheshire County
1990	27,677	2,423	2,151
2000	28,611	2,240	2,210

1990
vs.
2000

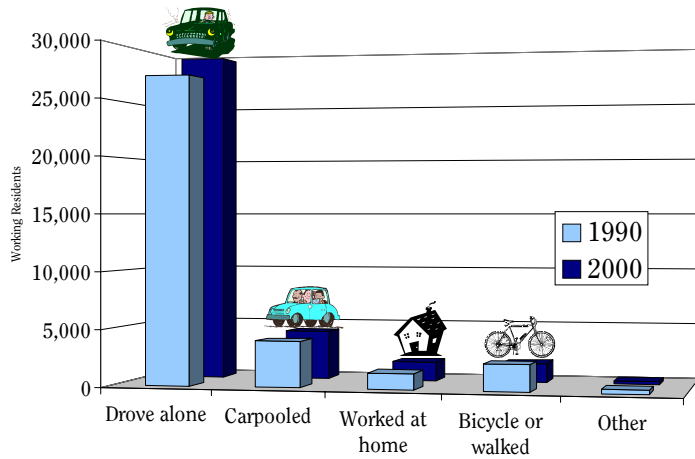


About half of the workers who commuted into Cheshire County for work in both 1990 and 2000 travelled from another state, the majority from Vermont.

Nearly two-thirds of all New Hampshire residents who commuted to Cheshire County for work in 2000 lived in Hillsborough County.

Just over 600 workers travelled South from Sullivan County into Cheshire County for work in 2000, down from about 800 the previous decade.

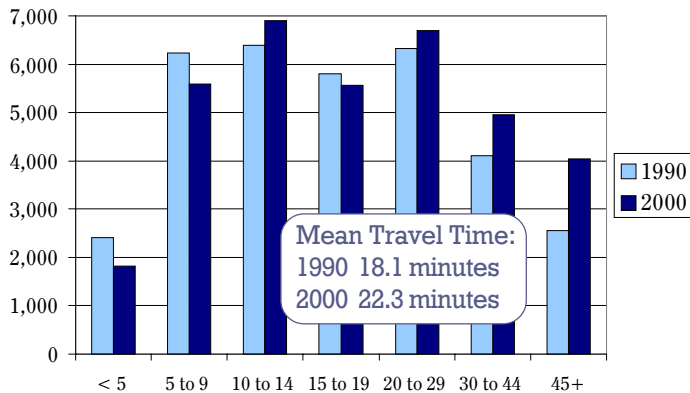
Means of Transportation



About 80 percent of Cheshire County residents drove themselves to work in both 1990 and 2000.

About one in every eight Cheshire County residents carpoled to work in both 1990 and 2000.

Travel Time to Work (minutes)

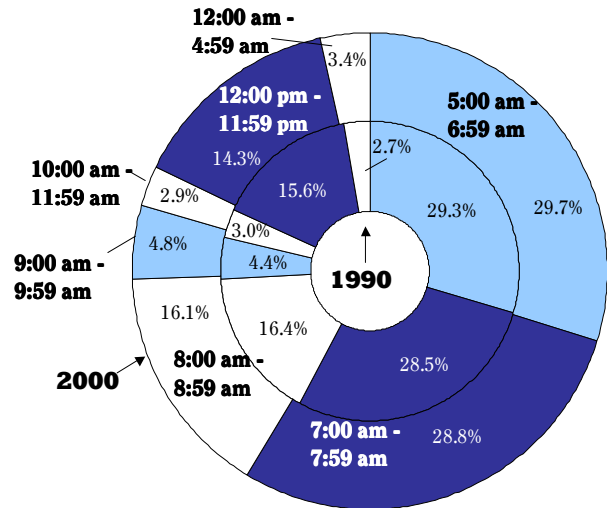


It took Cheshire County residents, on average, about four more minutes to travel to work in 2000 than in 1990.

The number of Cheshire County residents who travelled at least 45 minutes to work increased nearly 60 percent over the decade, compared to the statewide average of just over 39 percent.

Conversely, the number of residents who travelled fewer than five minutes to work decreased by roughly 25 percent over the decade.

Time Leaving Home for Work



About four of every seven Cheshire County residents left for work between 5 am and 8 am in both 1990 and 2000.

Leaving home for work between noon and midnight was the choice for one of every seven Cheshire County residents during both years.

Source: Data on *Means of Transportation*, *Travel Time to Work*, and *Time Leaving Home for Work* from Census Transportation Planning Package 2000. US Department of Transportation. Accessed April 2, 2003 <www.fhwa.dot.gov/ctpp/>

For more information about this publication, please contact Elisabeth Picard at (603) 229-4426 or epicard@nhes.state.nh.us. For additional copies of this or any other publication, visit our web site at: <www.nhes.state.nh.us/elmi/>; call (603) 228-4124; or send a written request to:

ELMI Publications
NH Employment Security
32 South Main Street
Concord, New Hampshire 03301 - 4857



New Hampshire Employment Security is a proud member of America's Workforce Network and NH WORKS. NHEs is an Equal Opportunity Employer and complies with the *Americans with Disabilities Act*. Auxiliary aids and services are available upon request to individuals with disabilities. TDD Access: Relay NH 1-800-735-2964.