

Belknap County

Commuting Patterns

County-to-County



- Belknap County had 28,253 employed residents age 16 and over in 2000, up from 23,789 in 1990.
- Two-thirds of these residents worked in Belknap County in 2000, a slightly smaller share than in 1990.
- In both 1990 and 2000 more workers commuted out of Belknap County for work than commuted in.

Commuting Out

- Among New Hampshire's counties, Belknap County had the smallest share (just under 11 percent) of its residents commuting out of the state for work in 2000.

- Nearly nine of every ten commuting residents travelled to another New Hampshire county in both 1990 and 2000.
- About one-half of Belknap County's residents not working in the county travelled to Merrimack County for work in both 1990 and 2000.
- Just over 1,000 people commuted to work in Grafton County while nearly 900 travelled to Hillsborough County in 2000.
- Massachusetts claimed the majority of Belknap County's commuters who travelled outside the state for work.

Commuting To Work:

By Residents of Belknap County

	1990	2000
Residents working	23,789	28,253
Residents working in Belknap County	16,817	19,044
Residents commuting out of Belknap County	6,972	9,209
<i>Commuting to:</i>		
Carroll County	414	581
Cheshire County	4	5
Coos County	20	20
Grafton County	897	1,002
Hillsborough County	707	896
Merrimack County	3,318	4,672
Rockingham County	372	511
Strafford County	463	460
Sullivan County	23	37
Connecticut	7	41
Massachusetts	441	630
Maine	78	112
Rhode Island	17	19
Vermont	79	15
Remaining States	132	203
Another Country	0	5

To Jobs in Belknap County

	1990	2000
Jobs in Belknap County	22,022	26,067
Residents working in Belknap County	16,817	19,044
Nonresidents commuting into Belknap County	5,205	7,023
<i>Commuting from:</i>		
Carroll County	839	1,239
Cheshire County	3	5
Coos County	12	47
Grafton County	1,019	1,728
Hillsborough County	212	309
Merrimack County	2,515	2,971
Rockingham County	163	137
Strafford County	205	371
Sullivan County	16	28
Connecticut	0	11
Massachusetts	94	58
Maine	49	76
Rhode Island	0	8
Vermont	27	12
Remaining States	51	23
Another Country	0	0

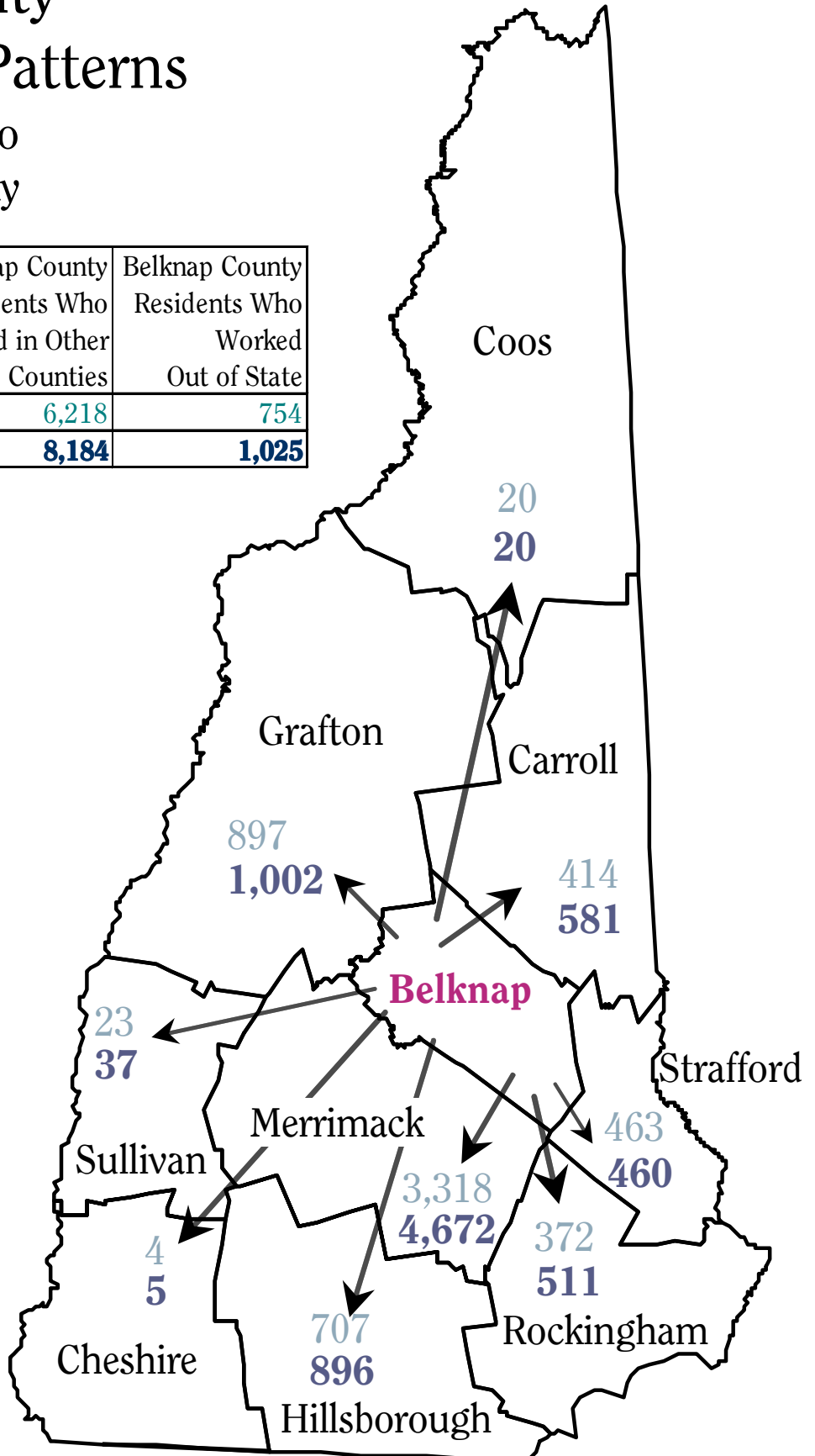
Source: County-To-County Worker Flow Files. 3/6/03. U.S. Census Bureau, Population Division. Accessed 3/7/03 <www.census.gov/population/www/cen2000/commuting.html>

Belknap County Commuting Patterns

Commuting Out To Another NH County

	Residents Who Lived and Worked in Belknap County	Belknap County Residents Who Worked in Other NH Counties	Belknap County Residents Who Worked Out of State
1990	16,817	6,218	754
2000	19,044	8,184	1,025

1990
vs.
2000

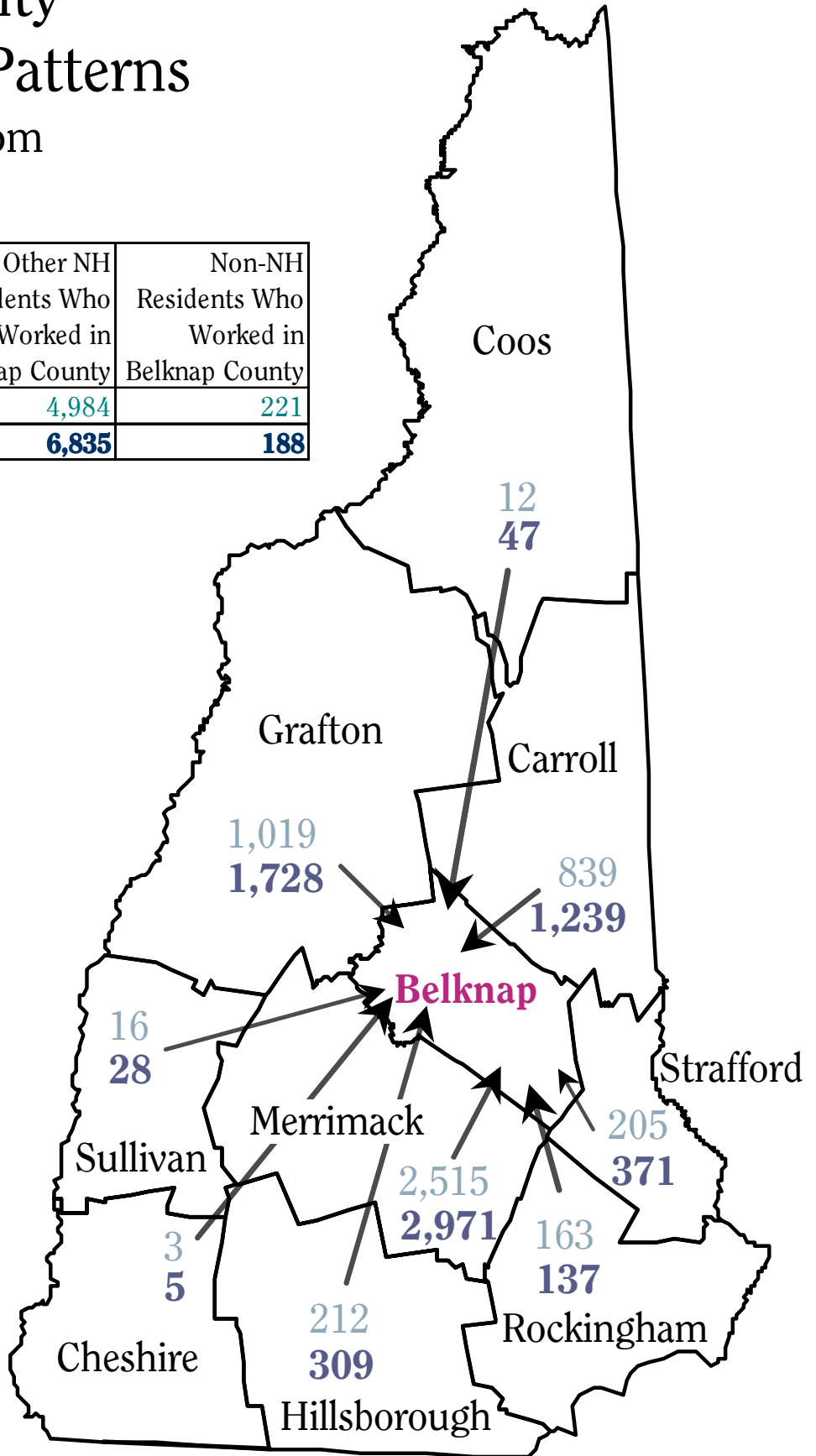


Belknap County Commuting Patterns

Commuting In From Around the State

	Residents Who Lived and Worked in Belknap County	Other NH Residents Who Worked in Belknap County	Non-NH Residents Who Worked in Belknap County
1990	16,817	4,984	221
2000	19,044	6,835	188

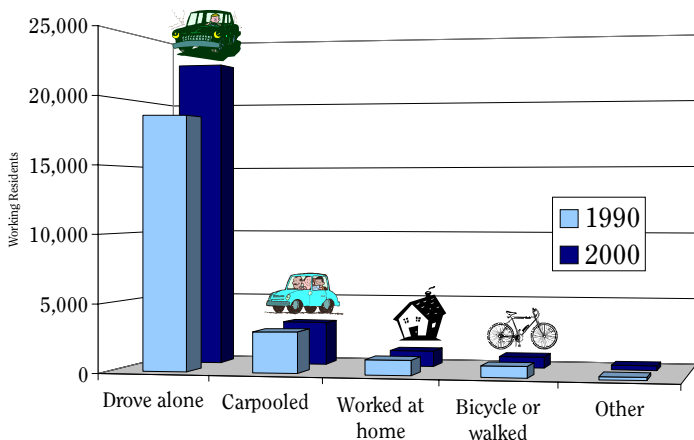
1990
vs.
2000



Commuting Out

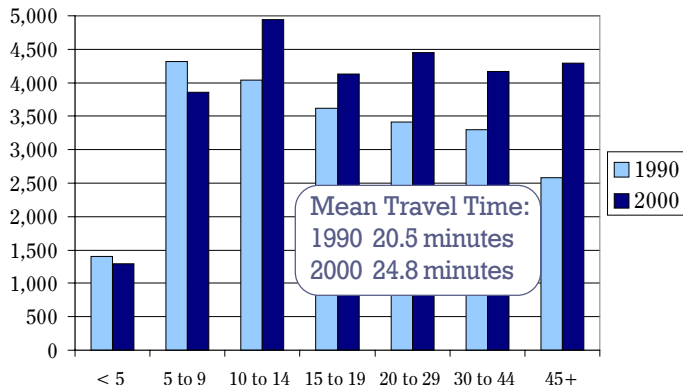
- Just over 7,000 people commuted into Belknap County for work in 2000, up from about 5,200 in 1990.
- Nearly 3,000 Merrimack County residents commuted to Belknap County for work in 2000, about 450 more than the previous decade.
- About 1,700 Grafton County residents commuted to Belknap County for work in 2000, compared to just over 1,000 in 1990.
- About 150 residents from bordering states commuted into Belknap County to work in 2000, a little less than the previous decade.

Means of Transportation



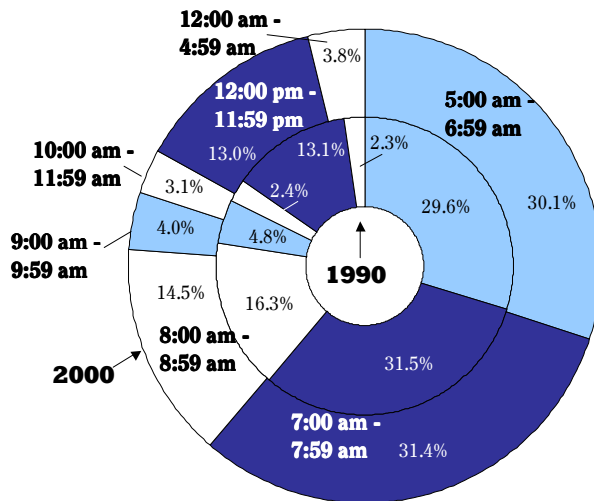
- More than 80 percent of Belknap residents drove themselves to work in 2000, up slightly from 1990.
- Just over 11 percent of the residents carpooled in 2000, down from 12.6 percent in 1990.
- The percent of residents working at home dropped over the decade as well.

Travel Time to Work (minutes)



- Belknap County residents, on average, travelled 24.8 minutes to work in 2000, up from 20.5 in 1990.
- The number of residents commuting fewer than ten minutes to work dropped by eight percent over the decade, while the number of those commuting at least 45 minutes increased by nearly 67 percent.

Time Leaving Home for Work



- Three of every four residents left for work between 5:00 and 9:00 am in both 1990 and 2000.
- One in every eight residents left for work sometime between noon and midnight.

Source: Data on *Means of Transportation, Travel Time to Work, and Time Leaving Home for Work* from Census Transportation Planning Package 2000. US Department of Transportation. Accessed April 2, 2003 <www.fhwa.dot.gov/ctpp/>

For more information about this publication, please contact Elisabeth Picard at (603) 229-4426 or epicard@nhes.state.nh.us. For additional copies of this or any other publication, visit our web site at: <www.nhes.state.nh.us/elmi/>; call (603) 228-4124; or send a written request to:

ELMI Publications
NH Employment Security
32 South Main Street
Concord, New Hampshire 03301 - 4857



New Hampshire Employment Security is a proud member of America's Workforce Network and NH WORKS. NHES is an Equal Opportunity Employer and complies with the *Americans with Disabilities Act*. Auxiliary aids and services are available upon request to individuals with disabilities. TDD Access: Relay NH 1-800-735-2964.