

New Hampshire ECONOMIC CONDITIONS

August 2019

Commuting Patterns for New Hampshire's Workers

In 2015, 620,337 residents of New Hampshire commuted to work, according to the U.S. Census Bureau's OnTheMap estimate. Not all of these residents worked in New Hampshire. Nearly one-fifth of employed New Hampshire residents, 118,605 residents, commuted out of New Hampshire for work. The majority of these workers, 78.9 percent, commuted to Massachusetts, while 9.3 percent commuted to Vermont, and 6.2 percent commuted to Maine.

Traveling in the opposite direction, 77,977 people who lived in other states commuted into New Hampshire to work. Nearly half of these workers, 49.8 percent, commuted into New Hampshire from Massachusetts, while 20.1 percent commuted from Vermont, and 23.3 percent commuted from Maine. These out-of-state workers made up 13.5 percent of all individuals employed in New Hampshire.

The number of New Hampshire residents working in Massachusetts outnumbered Massachusetts residents working in New Hampshire by more than 50,000. However, more workers commuted to New Hampshire from Vermont and Maine than left New Hampshire to work in those states. From Vermont, 15,690 workers commuted to New Hampshire, while 11,088 commuted from New Hampshire to Vermont. From Maine, 18,135 workers commuted to New Hampshire, while 7,312 commuted from New Hampshire to Maine.

Commuting Into New Hampshire	77,977
Massachusetts	38,796
Maine	18,135
Vermont	15,690

INSIDE THIS ISSUE:

Seasonally Adjusted Estimates

Unemployment Rates 8

Current Employment Statistics 8

Not Seasonally Adjusted Estimates

Unemployment Rates 9

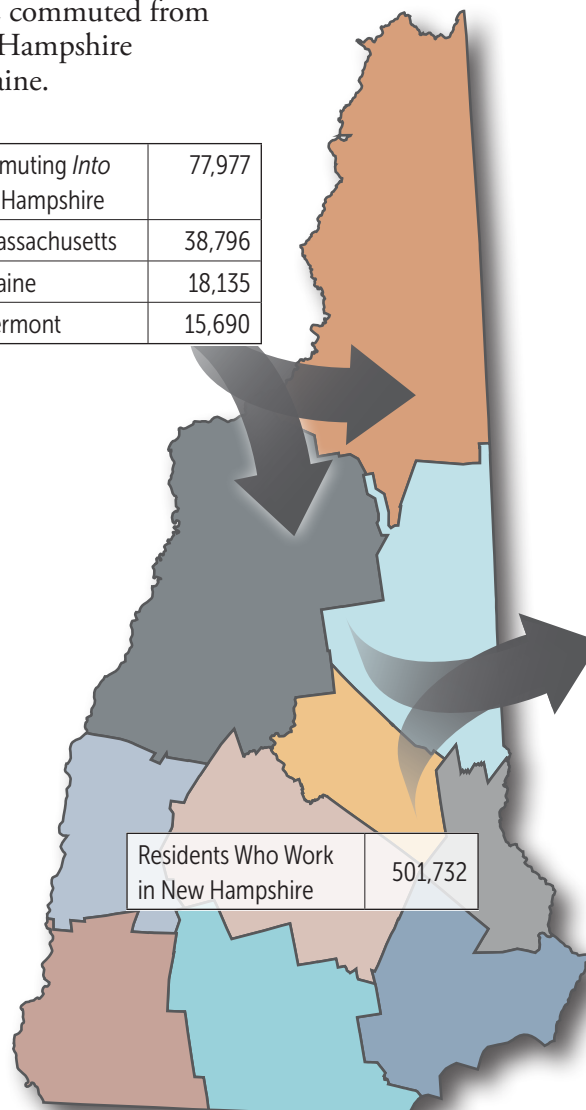
Current Employment Statistics 9

Claims Activity 13

About the Data

OnTheMap is an online mapping and reporting application showing where workers are employed and where they live. OnTheMap was developed through a unique partnership between the U.S. Census Bureau and its Local Employment Dynamics (LED) partner states. Commuting pattern data presented in this article are based on the LEHD Origin Destination Employment Statistics (LODES) data from 2015.

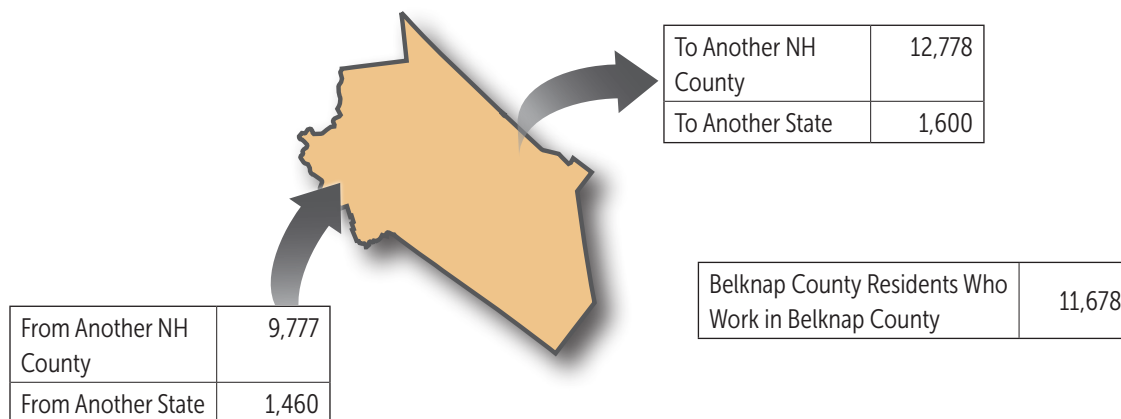
Employment figures used by OnTheMap are based on the U.S. Census Bureau's Beginning of Quarter Employment measure. These individuals were employed by the same employer during two consecutive quarters, in this case the first and second quarters of 2015. For individuals with multiple jobs, commuting patterns reflect only the primary job.



Commuting Out Of New Hampshire	118,605
Massachusetts	93,588
Maine	7,312
Vermont	11,088

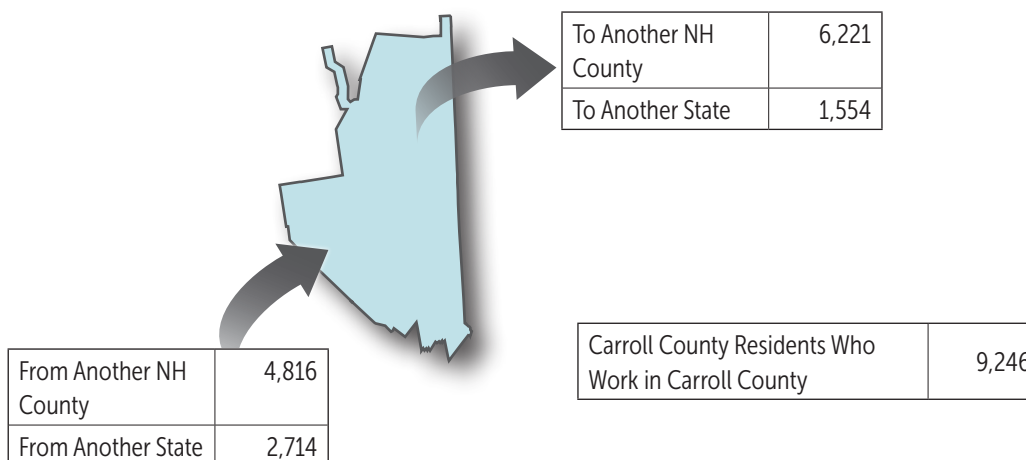
Belknap County

- Belknap is one of two counties in New Hampshire that does not border another state. As a result, it saw a relatively small number of workers commuting to and from other states.
- Of the 14,378 residents of Belknap County that commuted to another county, about 36.5 percent commuted to Merrimack County. About 33.5 percent of the 11,237 workers who commuted into Belknap County were residents of Merrimack County.



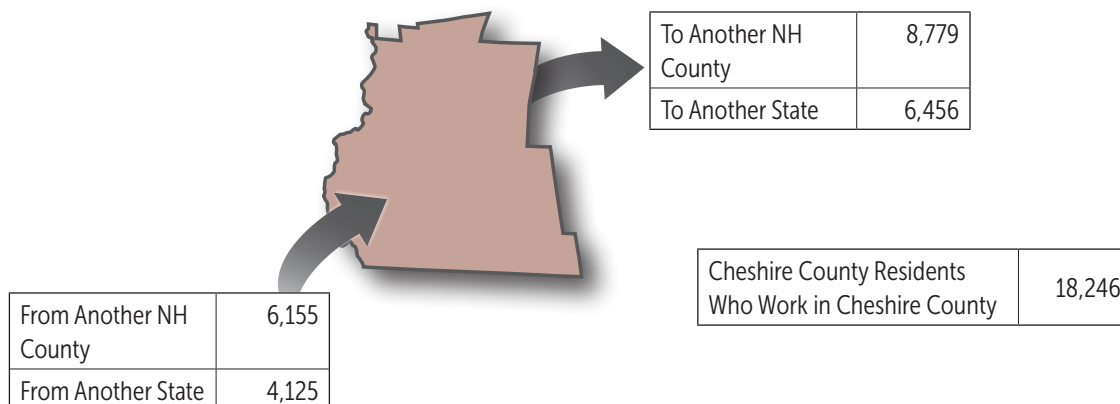
Carroll County

- Nearly identical numbers of workers commuted into and out of Carroll County in 2015: 7,530 workers commuted into Carroll County, while 7,775 commuted out.
- While 2,018 workers commuted from Maine to Carroll County, only 604 commuted from Carroll County to Maine. There were actually more workers commuting from Carroll County to Massachusetts, 671, than to Maine.
- Although the two counties do not share a border, 1,287 workers commuted from Carroll County to Hillsborough County, the largest share of Carroll County residents working in any other county.
- Conversely, although they share a long border, relatively few workers commuted between Carroll and Grafton Counties – 540 workers commuted from Carroll County to Grafton County, and 473 commuted in the opposite direction. The fact that much of this border is within the White Mountain National Forest may explain why so few workers commuted between these counties.



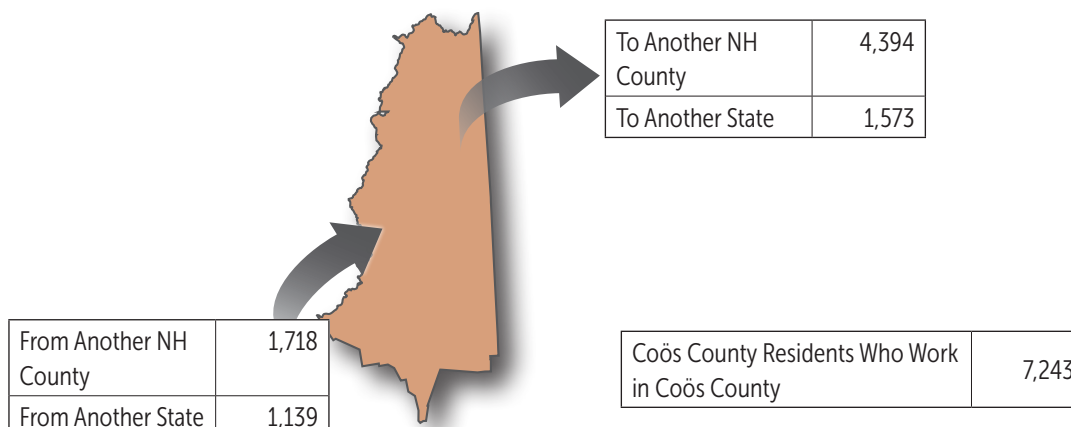
Cheshire County

- 15,235 workers commuted out of Cheshire County, while 10,280 commuted into the county.
- Going against the statewide trend, more workers from Cheshire County traveled to Vermont for work, 3,845, than to Massachusetts, 2,082. Workers commuted from Massachusetts and Vermont to Cheshire County in roughly equal numbers.
- Cheshire County residents who commuted out of the county were most likely to travel to Hillsborough County. Hillsborough County was also the largest source of workers commuting to Cheshire County. Grafton County was the third most common county of employment for Cheshire County workers, even though those counties do not share a border.



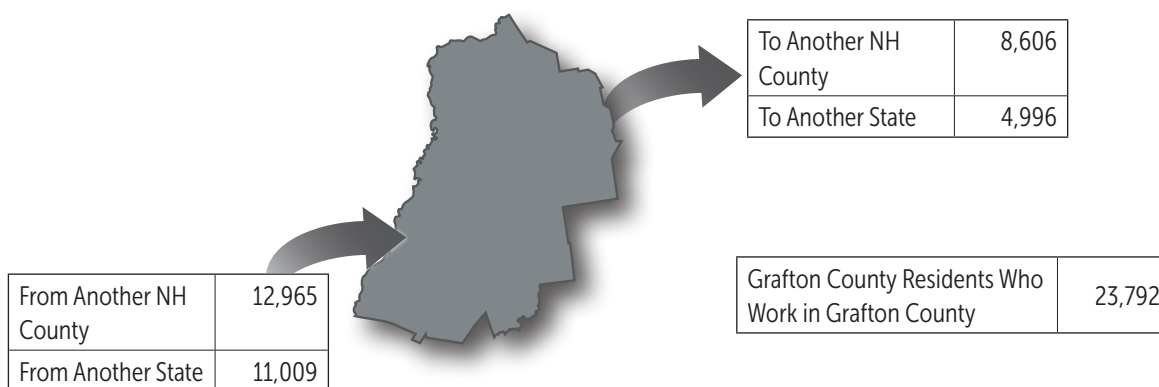
Coös County

- In Coös County, 5,967 workers commuted out of the county, while 2,857 commuted into the county.
- 1,152 workers commuted from Coös County to either Vermont or Maine, while 946 residents of those states commuted to Coös County.
- 1,350 workers commuted from Coös County to Grafton County, the most workers commuting to any other county. Grafton County was also the largest source of workers commuting to Coös County, 775. More than one out of every eight employed residents of Coös County, 1,699 workers, commuted from Coös County into Merrimack, Hillsborough and Rockingham Counties.



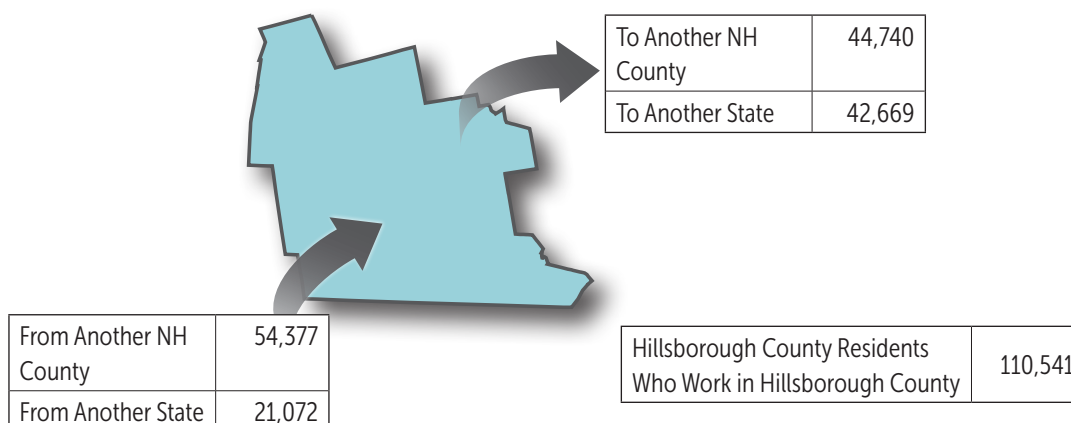
Grafton County

- Grafton County was one of two counties in New Hampshire that saw more workers commute into the county than out of it: 23,974 workers commuted into Grafton County, while 13,602 commuted out of the county.
- More workers commuted between Vermont and Grafton County, in both directions, than between Grafton County and any other county in New Hampshire. 8,971 workers commuted from Vermont to Grafton County, while 3,278 commuted from Grafton County to Vermont.
- The most workers from any county in New Hampshire, 3,201, commuted in from Sullivan County. The most workers commuting from Grafton County to any other county in New Hampshire, 2,154, commuted to Merrimack County.
- Grafton County had a lower percentage of residents commuting out of their county of residence than any other county in New Hampshire: 13,602 of 37,394 employed residents, or 36.4 percent, worked outside Grafton County.



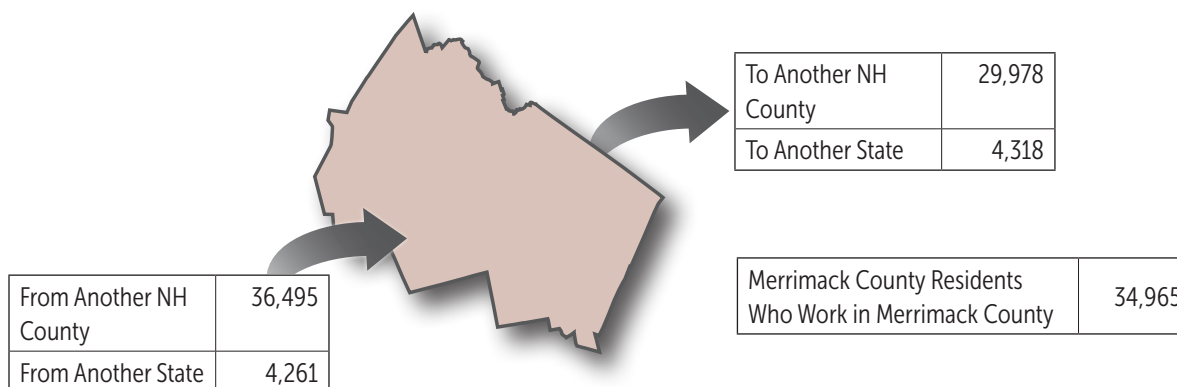
Hillsborough County

- 75,449 workers traveled to Hillsborough County to work, while 87,409 residents of Hillsborough County commuted out of the county.
- 39,554 workers, 20 percent of all employed county residents, traveled to Massachusetts for work. Those residents who worked elsewhere in New Hampshire primarily commuted to Rockingham or Merrimack Counties.
- 25,622 workers commuted from Rockingham County to Hillsborough County, the most from any other county. 16,793 workers commuted from Massachusetts to Hillsborough County.



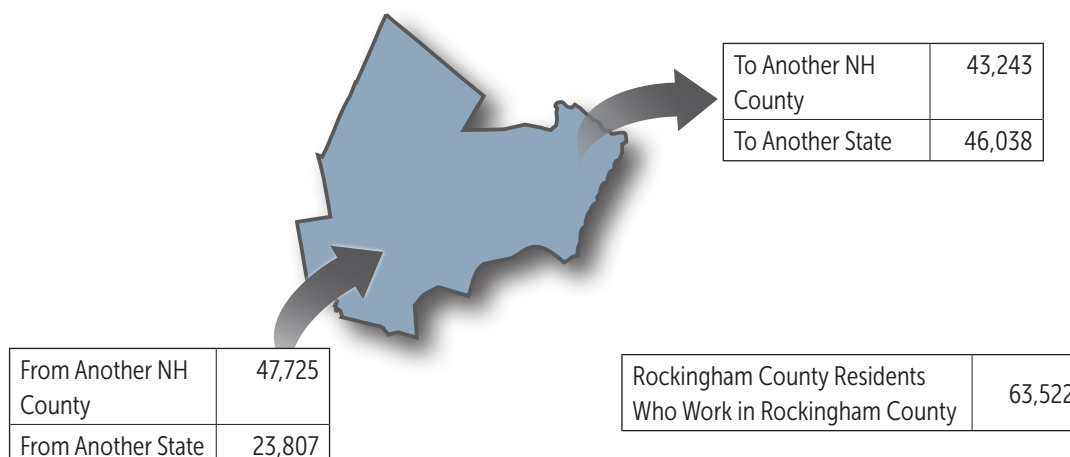
Merrimack County

- Merrimack County was one of only two counties in New Hampshire that saw more commuters traveling into the county for work than out of it: 40,756 workers commuted to Merrimack County, while 34,296 commuted out of the county.
- Since Merrimack County does not share a border with any other state, it saw relatively few commuters traveling either to or from other states. 5.6 percent of workers employed in Merrimack County commuted from out of state, while 6.2 percent of employed Merrimack County residents commuted out of state.
- 15,029 residents of Hillsborough County commuted to Merrimack County, the most traveling to Merrimack County from any other county. 14,937 workers commuted from Merrimack County to Hillsborough County, the largest number commuting to another county.



Rockingham County

- In Rockingham County, 89,281 workers, over half of all working residents, left Rockingham County for work. 42,642 of them commuted to Massachusetts, and 1,843 commuted to Maine. Of the workers who commuted to another county in New Hampshire, more than half commuted to Hillsborough County.
- Just over half of the 71,532 workers who commuted to Rockingham County came from Hillsborough or Strafford counties. An additional 15,166 workers commuted into the county from Massachusetts, and 7,041 commuted in from Maine.



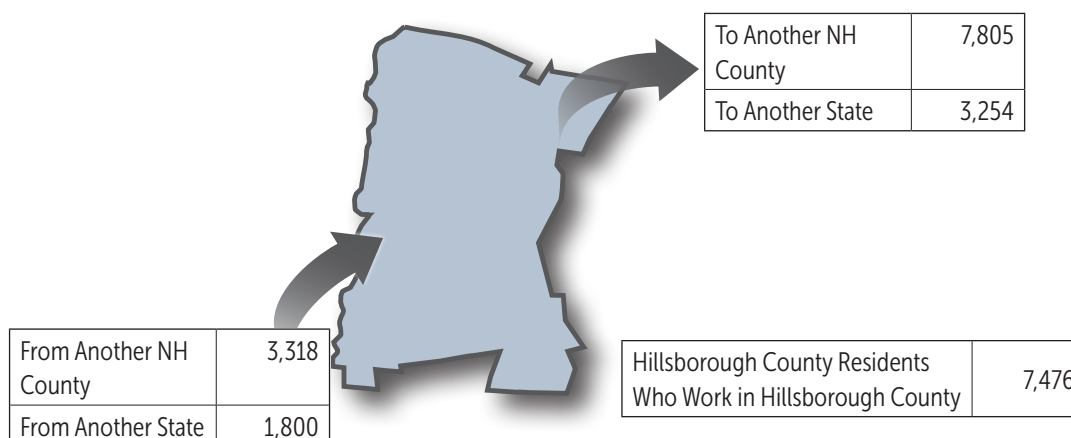
Strafford County

- In Strafford County, 31,624 residents commuted out of the county for work, while 21,265 workers commuted into the county.
- More than half of the workers commuting out of Strafford County, 16,065 residents, were employed in Rockingham County. One-third of workers commuting into Strafford County lived in Rockingham County.
- The largest number of out-of-state workers commuting into Strafford County, 4,708, were residents of Maine. Most Strafford County residents commuting out-of-state traveled to either Maine, 2,354 workers, or Massachusetts, 3,148 workers.



Sullivan County

- Among New Hampshire's counties, Sullivan County had the largest share of out-commuters, with 59.7 percent of residents working outside the county. There were 7,476 residents who both lived and worked in Sullivan County, while 11,059 residents worked elsewhere. An additional 5,118 workers commuted into Sullivan County.
- Going against the overall statewide commuting patterns, more Sullivan County residents traveled to Vermont for work, 2,157 workers, than traveled to Sullivan County from Vermont, 1,400 workers.



Methods of Commuting

Most workers in New Hampshire drove to work. In 2017, 80.9 percent drove alone, and an additional 8.0 percent carpooled.¹ Working from home was the next most common option, with 6.1 percent of employed residents, while 2.8 percent walked to work. Less than one percent of New Hampshire commuters took public transportation.

These percentages were fairly consistent across the state. Belknap County had the highest percentage of workers who drove, 91.5 percent. Grafton County had the lowest percentage of commuters who drove to work, with 82.4 percent. Workers living in Grafton County walked to work at nearly three times the statewide average, at 7.8 percent.

With 6.1 percent of employed New Hampshire residents working from home, New Hampshire was the state with the fifth highest percent of home-based workers. This percent has increased since 2010, when 5.1 percent of workers worked from home.² In Cheshire County, 9.5 percent of workers worked from home, the highest percentage in any county in New Hampshire.

The average worker in New Hampshire traveled 27.2 minutes to get to work.³ This number increased from 25.5 minutes in 2010. Residents of Coös County had the shortest average commute, 20.8 minutes. Residents of Rockingham County had the longest average commute, 30.2 minutes.

– Greg David,
Economist

¹ U.S. Census Bureau, S0801 COMMUTING CHARACTERISTICS BY SEX 2013-2017 American Community Survey 5-Year Estimates. https://factfinder.census.gov/faces/tableservices/jsf/pages/productview.xhtml?_afpt=table

² U.S. Census Bureau, S0801 COMMUTING CHARACTERISTICS BY SEX 2006-2010 American Community Survey 5-Year Estimates. https://factfinder.census.gov/faces/tableservices/jsf/pages/productview.xhtml?_afpt=table

³ U.S. Census Bureau, S0801 COMMUTING CHARACTERISTICS BY SEX 2013-2017 American Community Survey 5-Year Estimates. https://factfinder.census.gov/faces/tableservices/jsf/pages/productview.xhtml?_afpt=table

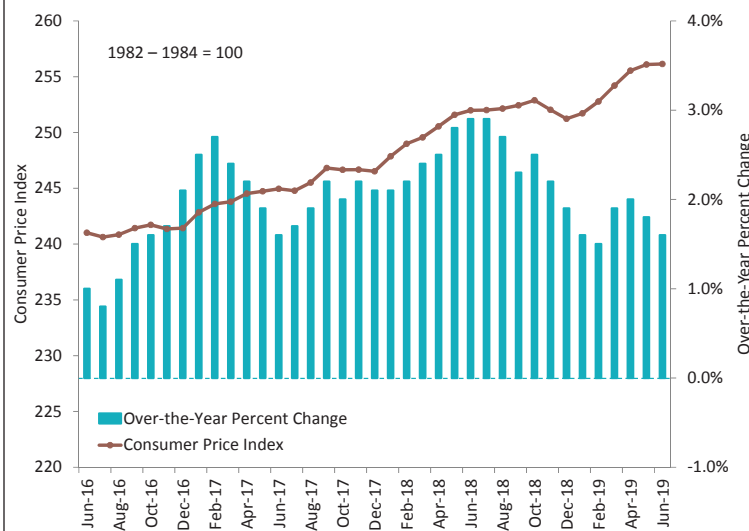
Consumer Price Index

United States, All Urban Consumers
Not Seasonally Adjusted (CPI-U) (1982-1984=100)

			Change From Previous	
Jun-19	May-19	Jun-18	Month	Year
256.143	256.092	251.989	0.0%	1.6%

Northeast, All Urban Consumers
Not Seasonally Adjusted (CPI-U) (1982-1984=100)

			Change From Previous	
Jun-19	May-19	Jun-18	Month	Year
270.133	269.744	265.950	0.1%	1.6%

Consumer Price Index
United States, All Urban Consumers
**Unemployment Compensation Claims Activity**

	Jan-19	Feb-19	Mar-19	Apr-19	May-19	Jun-19
Initial Claims	2,986	2,244	2,083	2,219	1,550	2,028
Continued Weeks Claimed	18,266	17,225	17,239	15,338	10,600	11,466
Average payment for a week of unemployment	\$328.92	\$329.03	\$326.62	\$330.12	\$334.69	\$340.61

New Hampshire Economic Conditions is published monthly in coordination with the Bureau of Labor Statistics and the Employment Training Administration of the U.S. Department of Labor.

To order publications, visit our website at: www.nhes/nh.gov/elmi, call 603-228-4124
or send a written request to the following address:

ELMI Publications
NH Employment Security
45 South Fruit Street
Concord, NH 03301-4857

NH Employment Security is a proud member of America's Workforce Network and NH Works.
NHES is an Equal Opportunity Employer and complies with the Americans with Disabilities Act.
Auxiliary aids and services are available upon request to individuals with disabilities.

New Hampshire Employment Security
Local Offices

Berlin 752-5500	Claremont 543-3111
Concord 228-4100	Conway 447-5924
Keene 352-1904	Laconia 524-3960
Littleton 444-2971	Manchester 627-7841
Nashua 882-5177	Portsmouth 436-3702
Salem 893-9185	Somerset 742-3600

Claims calls: 1-800-266-2252


New Hampshire Employment Security
Economic and Labor Market Information Bureau

General Information	(603) 228-4124 www.nhes.nh.gov/elmi
Research Unit	228-4173
Economist	229-4427
Covered Employment & Wages	228-4060
Current Employment Statistics	228-4175
Local Area Unemployment Statistics	228-4167
Occupational Employment Statistics	229-4315

